



# PRICE LIST

Effective Date: March 1, 2016

# Conference & Reception

This document includes the 2.9% price increase adjustment effective April 1, 2017. Please visit [www.IndianaFurniture.com](http://www.IndianaFurniture.com) for all the latest introductions.

# Clearly Green

level®, BIFMA's sustainability certification program for furniture, is a comprehensive and transparent third-party certification program. The level mark attests that the product, the manufacturing facility, and the company responsible for the product brand, have been evaluated against the multi-attribute criteria of the ANSI/BIFMA e3 Furniture Sustainability Standard. Products certified under the level program can be chosen with confidence. All Indiana Furniture case-goods and seating solutions are BIFMA level® 2 Certified.



A number of Indiana Furniture products have achieved Intertek's ETL Environmental VOC Certification and are recognized as products that safeguard indoor air quality. The certification — which extends to Elevate, Gesso, Revolutions, Madera, Resilience, Canvas, all Conference, Reception and Seating solutions, demonstrates that Indiana Furniture's products conform to the ANSI/BIFMA Furniture Emissions Standards (M7.1/X7.1-2011) for Office Furniture Systems and Components. They also earn points for LEED Credit 4.5.



Once cured by UV lighting, our UVAdvantage® finish does not emit irritable toxins, formaldehyde, or solvents into the air creating safe work environments within new furniture installations. This has allowed us to earn Indoor Air Quality Certification on our products with UVAdvantage finish. Our UVAdvantage finish process greatly reduces hazardous air pollutants which contribute to smog formation. Excess UV finish is recaptured over and over again reducing waste material within our facilities.



Forest Stewardship Council® (FSC®) Chain-of-Custody(CoC) Certification is an assurance that wood based materials used in products come from forests that meet stringent environmental, social, and economic standards. It is the path taken by raw materials from the forest to the consumer, including all successive stages of harvesting, processing, manufacturing and distribution. Only products from FSC CoC companies can claim the FSC designation, assurance of a socially and environmentally responsible purchasing decision. FSC CoC Certification is recognized by the U.S. Green Building Council's (USGBC) LEED Rating System for environmentally focused design. From a customer perspective, the FSC label represents a promise made; CoC standards are the mechanism FSC uses to ensure that promise is delivered. Indiana Furniture has been awarded FSC CoC Certification, by GFA Certification GmbH, an independent third-party accredited by the FSC to certify companies to their international standards. Indiana Furniture's FSC certificate number is GFA-COC-002183 and the FSC license code is FSC-C110951. FSC-certified products can be requested at the time of order for most Indiana Furniture products.



**The following items are excluded from the 2.9% price increase**

|                            |               |                |             |
|----------------------------|---------------|----------------|-------------|
| Tri-One Multi-Use Tables   | 01-DUOBEZELW  | 01-PDUOBEZELW  | 01-LCOMVGA  |
| Britta Seating             | 01-DUOBEZELB  | 01-PDUOBEZELB  | 01-LCOMHDMI |
| Factory Installed Grommets | 01-DUOBEZELS  | 01-PDUOBEZELS  | 01-LCOMRJ45 |
| 01-BLUETOOTHSWITCH         | 01-TRIOBEZELW | 01-PTRIOBEZELW | 01-POWER    |
| 01-MEMORYSWITCH            | 01-TRIOBEZELB | 01-PTRIOBEZELB | 01-6JUMP    |
| 01-WEPRESENT               | 01-TRIOBEZELS | 01-PTRIOBEZELS | 01-5JUMP    |
|                            |               |                | 01-4JUMP    |
|                            |               |                | 01-2JUMP    |

*Check out lower pricing for Secret Tables on-line!*

|  |      |
|--|------|
| Warranty .....                                   | 5    |
| General Information and Conditions of Sale ..... | 6    |
| Data Locations .....                             | 7    |
| Data Port Locations .....                        | 8-19 |

**CONFERENCE COLLECTION**
**Aura™ 9200 Conference Series**

|  |    |
|--|----|
| How to Order & Specifications .....          | 21 |
| Finish, Edge & Pull Options .....            | 22 |
| Interior Drawer Dimensions .....             | 23 |
| Rectangular Conference Tops .....            | 24 |
| Arc Rectangular Conference Tops .....        | 24 |
| Racetrack Conference Tops .....              | 25 |
| Boat - Shaped Conference Tops .....          | 25 |
| Rectangular Base .....                       | 26 |
| Cylinder Bases .....                         | 26 |
| Cylinder Base With Door .....                | 26 |
| Half - Cylinder Base .....                   | 27 |
| Half Cylinder Base With Door .....           | 27 |
| “X” Base .....                               | 27 |
| “X” Base Veneer Door .....                   | 28 |
| Metal Base .....                             | 28 |
| Single Metal Post Base .....                 | 28 |
| Square Metal Base .....                      | 29 |
| Metal Café Base .....                        | 29 |
| Bow Tie Base .....                           | 29 |
| Canoe Base .....                             | 30 |
| V-Capped Panel Base .....                    | 30 |
| Flat-Capped Panel Base .....                 | 30 |
| Rectangular Box Base With Door .....         | 31 |
| Arch Stretcher Rails .....                   | 31 |
| Training Table Power & Data Vault .....      | 32 |
| Hotel Desk Power & Data Vault .....          | 32 |
| Conference Table Power & Data Vault .....    | 32 |
| Reveal Power & Data .....                    | 32 |
| Oasis Mini Power & Data .....                | 33 |
| Interact Power & Data .....                  | 33 |
| Data Port 4 .....                            | 33 |
| Power 440 .....                              | 33 |
| Grommet .....                                | 34 |
| Spherical Power Center .....                 | 34 |
| Worksurface Power Center .....               | 35 |
| USB Port .....                               | 36 |
| Voice Coupler .....                          | 36 |
| Data Port .....                              | 36 |
| Buffets .....                                | 37 |
| Conference Credenzas .....                   | 38 |
| Serving Cart .....                           | 38 |
| Visor Rail .....                             | 39 |
| Visual Board .....                           | 39 |
| Lectern Stand .....                          | 39 |
| Wood Door Storage Cabinet Double Doors ..... | 40 |
| Wardrobe/Storage Cabinet .....               | 40 |
| ECA Telecom Plates .....                     | 41 |

**Etch™ 9700 Conference Series**

|  |    |
|--|----|
| How to Order & Specifications .....          | 43 |
| Finish, Edge & Pull Options .....            | 44 |
| Interior Drawer Dimensions .....             | 45 |
| Rectangular Conference Tops .....            | 46 |
| Arc Rectangular Conference Tops .....        | 46 |
| Racetrack Conference Tops .....              | 47 |
| Boat - Shaped Conference Tops .....          | 47 |
| Rectangular Base .....                       | 48 |
| Cylinder Base .....                          | 48 |
| Cylinder Base With Door .....                | 48 |
| Half - Cylinder Base .....                   | 49 |
| Half Cylinder Base With Door .....           | 49 |
| “X” Base .....                               | 49 |
| “X” Base Veneer Door .....                   | 50 |
| Metal Base .....                             | 50 |
| Metal Base .....                             | 50 |
| Single Metal Post Base .....                 | 50 |
| Square Metal Base .....                      | 51 |
| Metal Café Base .....                        | 51 |
| Bow Tie Base .....                           | 51 |
| Canoe Base .....                             | 52 |
| V-Capped Panel Base .....                    | 52 |
| Flat-Capped Panel Base .....                 | 52 |
| Rectangular Box Base With Door .....         | 53 |
| Arch Stretcher Rails .....                   | 53 |
| Training Table Power & Data Vault .....      | 54 |
| Hotel Desk Power & Data Vault .....          | 54 |
| Conference Table Power & Data Vault .....    | 54 |
| Reveal Power & Data .....                    | 54 |
| Oasis Mini Power & Data .....                | 55 |
| Interact Power & Data .....                  | 55 |
| Data Port 4 .....                            | 55 |
| Power 440 .....                              | 55 |
| Grommet .....                                | 56 |
| Spherical Power Center .....                 | 56 |
| Worksurface Power Center .....               | 57 |
| Usb Port .....                               | 58 |
| Voice Coupler .....                          | 58 |
| Data Port .....                              | 58 |
| Buffets .....                                | 59 |
| Conference Credenzas .....                   | 60 |
| Serving Cart .....                           | 60 |
| Visor Rail .....                             | 61 |
| Visual Board .....                           | 61 |
| Lectern Stand .....                          | 61 |
| Wood Door Storage Cabinet Double Doors ..... | 62 |
| Wardrobe/Storage Cabinet .....               | 62 |
| ECA Telecom Plates .....                     | 63 |

**Niche™ 9400 Conference Series**

|                                     |    |
|-------------------------------------|----|
| How to Order & Specifications ..... | 65 |
| Laminate & Edge Options .....       | 66 |
| Interior Drawer Dimensions .....    | 67 |
| Rectangular Conference Tops .....   | 68 |

|  |    |  |     |
|--|----|--|-----|
| Arc Rectangular Conference Tops . . . . .            | 68 | Buffet Credenza . . . . .                            | 96  |
| Racetrack Conference Tops . . . . .                  | 69 | Low Media Credenza . . . . .                         | 97  |
| Boat - Shaped Conference Tops . . . . .              | 69 | Media Credenza . . . . .                             | 97  |
| Rectangular Base . . . . .                           | 70 | Low Footed Media Credenza . . . . .                  | 97  |
| Cylinder Base . . . . .                              | 70 | Footed Media Credenza . . . . .                      | 97  |
| Cylinder Base With Door . . . . .                    | 70 | Flat Panel Monitor Stand . . . . .                   | 98  |
| Half - Cylinder Base . . . . .                       | 71 | Lectern . . . . .                                    | 98  |
| Half Cylinder Base With Door . . . . .               | 71 | Duo Bezel Nema Plug . . . . .                        | 99  |
| "X" Base . . . . .                                   | 72 | Trio Bezel Nema Plug . . . . .                       | 99  |
| "X" Base Door . . . . .                              | 72 | Duo Nema Plug . . . . .                              | 100 |
| Metal Bases . . . . .                                | 72 | Trio Nema Plug . . . . .                             | 100 |
| Single Metal Post Base . . . . .                     | 72 | Duo Bezel Daisy Chain Plug . . . . .                 | 101 |
| Square Metal Base . . . . .                          | 73 | Trio Bezel Daisy Chain Plug . . . . .                | 101 |
| Metal Café Base . . . . .                            | 73 | Duo Daisy Chain Plug . . . . .                       | 102 |
| Bow Tie Base . . . . .                               | 73 | Trio Daisy Chain Plug . . . . .                      | 102 |
| Canoe Base . . . . .                                 | 74 | Trio VGA Data Port Accessory . . . . .               | 103 |
| V-Capped Panel Base . . . . .                        | 74 | Trio HDMI Data Port Accessory . . . . .              | 103 |
| Flat-Capped Panel Base . . . . .                     | 74 | Trio RJ45 Data Port Accessory . . . . .              | 103 |
| Rectangular Box Base With Door . . . . .             | 75 | Daisy Chain Power Box . . . . .                      | 104 |
| Arch Stretcher Rails . . . . .                       | 75 | Daisy Chain Jumper Cord . . . . .                    | 104 |
| Training Table Power & Data Vault . . . . .          | 76 | Wireless Presentation Sharing Device . . . . .       | 104 |
| Hotel Desk Power & Data Vault . . . . .              | 76 | Universal Charging Device . . . . .                  | 104 |
| Conference Table Power & Data Vault . . . . .        | 76 | Power & Data Options . . . . .                       | 105 |
| Reveal Power & Data . . . . .                        | 76 |  |     |
| Oasis Mini Power & Data . . . . .                    | 77 |  |     |
| Interact Power & Data . . . . .                      | 77 | <b>One10™ 9600 Laminate Series</b>                   |     |
| Data Port 4 . . . . .                                | 77 | How to Order & Specifications . . . . .              | 109 |
| Power 440 . . . . .                                  | 77 | Laminate Options . . . . .                           | 110 |
| Grommet . . . . .                                    | 78 | Block Conference Table With Inlay . . . . .          | 111 |
| Spherical Power Center . . . . .                     | 78 | Block Conference Table With Center Channel . . . . . | 112 |
| Worksurface Power Centers . . . . .                  | 79 | Standard Conference Table                            |     |
| USB Port . . . . .                                   | 80 | Rectangular Block Style . . . . .                    | 113 |
| Voice Coupler . . . . .                              | 80 | Single Column Meeting Table                          |     |
| Data Port . . . . .                                  | 80 | Square & Rectangular Block Style . . . . .           | 114 |
| Buffets . . . . .                                    | 81 | Dual Column Meeting Table Square                     |     |
| Conference Credenzas . . . . .                       | 82 | Block Style . . . . .                                | 114 |
| Serving Cart . . . . .                               | 82 | Small Conference/Meeting Table                       |     |
| Visor Rail . . . . .                                 | 83 | Rectangular Block Style . . . . .                    | 115 |
| Visual Board . . . . .                               | 83 | Parsons Table . . . . .                              | 116 |
| Lectern Stand . . . . .                              | 83 | Split Top Parsons Table . . . . .                    | 117 |
| Door Storage Cabinet Double Doors . . . . .          | 84 | Buffet Credenza . . . . .                            | 118 |
| Wardrobe/Storage Cabinet . . . . .                   | 84 | Low Media Credenza . . . . .                         | 119 |
| ECA Telecom Plates . . . . .                         | 85 | Media Credenza . . . . .                             | 119 |
|  |    | Low Footed Media Credenza . . . . .                  | 119 |
|  |    | Footed Media Credenza . . . . .                      | 119 |
|  |    | Flat Panel Monitor Stand . . . . .                   | 120 |
|  |    | Lectern . . . . .                                    | 120 |
|  |    | Duo Bezel Nema Plug . . . . .                        | 121 |
|  |    | Trio Bezel Nema Plug . . . . .                       | 121 |
|  |    | Duo Nema Plug . . . . .                              | 122 |
|  |    | Trio Nema Plug . . . . .                             | 122 |
|  |    | Duo Bezel Daisy Chain Plug . . . . .                 | 123 |
|  |    | Trio Bezel Daisy Chain Plug . . . . .                | 123 |
|  |    | Duo Daisy Chain Plug . . . . .                       | 124 |
|  |    | Trio Daisy Chain Plug . . . . .                      | 124 |
|  |    | Trio VGA Data Port Accessory . . . . .               | 125 |
|  |    | Trio HDMI Data Port Accessory . . . . .              | 125 |
|  |    | Trio RJ45 Data Port Accessory . . . . .              | 125 |
|  |    | Daisy Chain Power Box . . . . .                      | 126 |
|  |    | Daisy Chain Jumper Cord . . . . .                    | 126 |
| <b>One10™ 9500 Veneer Series</b>                     |    |  |     |
| How to Order & Specifications . . . . .              | 87 |  |     |
| Veneer & Laminate Accents Options . . . . .          | 88 |  |     |
| Block Conference Table with Inlay . . . . .          | 89 |  |     |
| Block Conference Table With Center Channel . . . . . | 90 |  |     |
| Standard Conference Table                            |    |  |     |
| Rectangular Block Style . . . . .                    | 91 |  |     |
| Single Column Meeting Table                          |    |  |     |
| Square & Rectangular Block Style . . . . .           | 92 |  |     |
| Dual Column Meeting Table Square                     |    |  |     |
| Block Style . . . . .                                | 92 |  |     |
| Small Conference/Meeting Table                       |    |  |     |
| Rectangular Block Style . . . . .                    | 93 |  |     |
| Parsons Table . . . . .                              | 94 |  |     |
| Split Top Parsons Table . . . . .                    | 95 |  |     |

|  |     |  |     |
|--|-----|--|-----|
| Wireless Presentation Sharing Device . . . . .       | 126 | Grommet Locations . . . . .                            | 152 |
| Universal Charging Device . . . . .                  | 126 | Reception Station Desk Shell                           |     |
| Power & Data Options . . . . .                       | 127 | Solid Surface Transaction Top . . . . .                | 153 |
| <b>Cameo™ 9100 Conference Series</b>                 |     | Reception Station Desk Shell                           |     |
| How to Order & Specifications . . . . .              | 131 | Transaction Top . . . . .                              | 154 |
| Finish, Edge & Pull Options . . . . .                | 132 | Glass Transaction Top For Desk Shells . . . . .        | 155 |
| Interior Drawer Dimensions . . . . .                 | 133 | Modesty Panel Overlay For Desk Shells . . . . .        | 155 |
| Rectangular Conference Tops . . . . .                | 134 | Reception Station Return Shell . . . . .               | 156 |
| Arc - Rectangular Conference Tops . . . . .          | 134 | Return Transaction Top . . . . .                       | 156 |
| Wave - Rectangular Conference Tops . . . . .         | 134 | Glass Transaction Top For Return Shells                |     |
| Racetrack Conference Tops . . . . .                  | 135 | With Wood Transaction Tops . . . . .                   | 157 |
| Boat-Shape Conference Tops . . . . .                 | 135 | Component Pedestal Box/Box/File . . . . .              | 157 |
| Traditional Rectangular Base . . . . .               | 136 | Component Pedestal File/File . . . . .                 | 157 |
| Traditional Rectangular Base . . . . .               | 136 | Component Pedestal Door Bookcase . . . . .             | 158 |
| Traditional Square Base . . . . .                    | 136 | Component Pedestal Lateral File . . . . .              | 158 |
| Queen Anne Base . . . . .                            | 136 | Component Pedestal Multi- File . . . . .               | 158 |
| Training Table Power & Data Vault . . . . .          | 137 | Component Pedestal Double Door Bookcase . . . . .      | 159 |
| Hotel Desk Power & Data Vault . . . . .              | 137 | Center Drawer . . . . .                                | 159 |
| Conference Table Power & Data Vault . . . . .        | 137 | Reception Desk Double Pedestal . . . . .               | 160 |
| Reveal Power & Data . . . . .                        | 137 | Reception Station L-Group . . . . .                    | 160 |
| Oasis Mini Power & Data . . . . .                    | 138 | Reception Station L-Group . . . . .                    | 161 |
| Interact Power & Data . . . . .                      | 138 | Reception Station U-Group . . . . .                    | 161 |
| Data Port 4 . . . . .                                | 138 | Reception Station J-Group . . . . .                    | 162 |
| Power 440 . . . . .                                  | 138 | Tackboards . . . . .                                   | 163 |
| Grommet . . . . .                                    | 139 | <b>Cameo™ 6100 Reception Series</b>                    |     |
| Spherical Power Center . . . . .                     | 139 | How to Order & Specifications . . . . .                | 167 |
| Worksurface Power Center . . . . .                   | 140 | Finish, Edge & Pull Options . . . . .                  | 168 |
| Worksurface Power Center . . . . .                   | 140 | Interior Drawer Dimensions . . . . .                   | 169 |
| USB Port . . . . .                                   | 141 | Filing Capabilities . . . . .                          | 169 |
| Voice Coupler . . . . .                              | 141 | Grommet Locations . . . . .                            | 170 |
| Data Port . . . . .                                  | 141 | Reception Station Desk Shell Transaction Top . . . . . | 171 |
| Buffets . . . . .                                    | 142 | Reception Station Return Shell . . . . .               | 171 |
| Conference Credenzas . . . . .                       | 143 | Return Transaction Top . . . . .                       | 172 |
| Mobile Serving Cart . . . . .                        | 143 | Component Pedestal Box/Box/File . . . . .              | 172 |
| Visor Rail . . . . .                                 | 144 | Component Pedestal File/File . . . . .                 | 172 |
| Visual Board . . . . .                               | 144 | Component Pedestal Door Bookcase . . . . .             | 173 |
| Lectern Stand . . . . .                              | 144 | Component Pedestal Lateral File . . . . .              | 173 |
| Storage Cabinet Double Doors . . . . .               | 145 | Component Pedestal Multi- File . . . . .               | 173 |
| Wardrobe/Storage Cabinet . . . . .                   | 145 | Component Pedestal Double Door Bookcase . . . . .      | 174 |
| ECA Telecom Plates . . . . .                         | 146 | Center Drawer . . . . .                                | 174 |
| <b>RECEPTION COLLECTION</b>                          |     | Reception Desk Double Pedestal . . . . .               | 175 |
| <b>Aura™ 6200 Reception Series</b>                   |     | Reception Station L-Group . . . . .                    | 175 |
| How to Order & Specifications . . . . .              | 149 | Reception Station U-Group . . . . .                    | 176 |
| Finish, Solid Surface, Edge & Pull Options . . . . . | 150 | Tackboards . . . . .                                   | 177 |
| Interior Drawer Dimensions . . . . .                 | 151 |  |     |
| Filing Capabilities . . . . .                        | 151 |  |     |



Subject to the limitations set forth in this warranty, Indiana Furniture Industries, Inc. (“**Indiana Furniture**”) warrants to the original purchaser all product in this price list (“**Product**”) to be free from defects in material and workmanship given normal use for a twelve year period from the date of manufacture. During the applicable warranty period, Indiana Furniture, as its sole obligation, will repair or replace (in Indiana Furniture’s sole discretion) any Product, part, or component covered by this warranty and sold after March 1, 2016, which fails under normal use as a result of a defect in material or workmanship. Normal use is defined as the equivalent of a single shift, 40-hour work week. Indiana Furniture will repair or replace the defective Product, part, or component with a comparable Product, part or component.

**Warranty periods are limited** for certain Products and parts as follows:

**12-year Warranty** (from the date of manufacture)

- Seating Mechanisms
- Veneers
- Laminates
- Casters and Glides

**5-year Warranty** (from the date of manufacture)

- Triple Play Series
- Electrical Components
- Pneumatic Cylinders
- Textiles, Foam, and Decorative Trim
- Swivel Arm Pads
- Keyboard kits
- Lighting

**2-year Warranty** (from the date of manufacture)

- All Sit-To-Stand Mechanisms

**THIS WARRANTY DOES NOT COVER:**

- Damage caused by a carrier or third party
- Normal or routine wear and tear
- Appearance, durability, quality, behavior, colorfastness or any other attribute of customer’s own materials or any non-standard Indiana Furniture material (including Maharam, Momentum, Mayer, UltraFabrics) specified by the customer and applied to a Product
- Color, grain or texture of wood, laminate and other covering materials
- Changes in wood or fabric color due to aging or exposure to light

As the manufacturer of the Product, Indiana Furniture stands behind its craftsmanship and pledges to do everything it can to reasonably resolve, as quickly as possible, any problems you may have with the Product within the terms and conditions of this warranty.

If you encounter a defect covered by the foregoing warranty, you should contact the dealer from whom you purchased the Product. If the dealer is unable to resolve your warranty issues, you should contact Indiana Furniture. Please ensure that you have all of the pertinent facts when contacting the dealer or Indiana Furniture, including the model number and factory order number from the inspection label attached to the Product.

INDIANA FURNITURE IS NOT PROVIDING, AND SPECIFICALLY DISCLAIMS, ANY OTHER WARRANTIES FOR THE PRODUCTS, EXPRESS OR IMPLIED, INCLUDING ANY IMPLIED WARRANTY OF MERCHANTABILITY OR FITNESS FOR A PARTICULAR PURPOSE. INDIANA FURNITURE SHALL NOT BE LIABLE TO PURCHASER OR ANY THIRD PARTY FOR CONSEQUENTIAL, INCIDENTAL, INDIRECT OR SPECIAL DAMAGES, INCLUDING, WITHOUT LIMITATION, DAMAGES ARISING OUT OF OR RESULTING IN ANY MALFUNCTIONS, DELAYS, LOSS OF PROFIT, INTERRUPTION OF BUSINESS, PERSONAL INJURY, BODILY INJURY, DEATH, DISMEMBERMENT, OR PROPERTY DAMAGE.

Indiana Furniture Industries, Inc.  
Attn: Customer Service  
1224 Mill Street, P.O. Box 270  
Jasper, Indiana 47547-0270  
800.422.5727  
Fax 812.482.9035  
custserv@indianafurniture.com

**ORDERING INFORMATION**

All orders should be emailed to [neworders@indianafurniture.com](mailto:neworders@indianafurniture.com). Orders can be faxed to 812-482-9035. Orders can also be mailed to:

Indiana Furniture  
P.O. Box 270  
1224 Mill Street  
Jasper, IN 47547-0270

**ORDER PROCEDURE**

All orders must include purchase order number, billing address, ship-to address and phone number, and any special instructions.

When ordering casegoods, give complete quantity, model number, finish and any other options. When ordering seating, give complete quantity, model number, finish, fabric and any other options.

Within each series, an example of "How to Order" is illustrated at the bottom of each page. For further clarification of order procedure, contact Customer Service.

**PRICING**

All prices shown are suggested retail prices F.O.B. Point of Origin, freight prepaid and allowed to one continental US destination. Prices, specifications and materials are subject to change without notice. Possession and/or distribution of this price list does not in itself constitute an offer to sell. Orders can be received only from authorized Indiana Furniture dealers. Orders will be billed at prices prevailing at time of shipment, unless acknowledged prior to the effective date of the price change, in which case billing will be at the price acknowledged.

**ACKNOWLEDGEMENT**

All orders will be acknowledged promptly, showing how the order was entered, its approximate shipping date and other pertinent information. This acknowledgement is the final agreement between the customer and Indiana Furniture and is the exclusive statement of the terms thereof. Please examine this acknowledgement carefully and advise Indiana Furniture immediately of any discrepancies.

**BUYER'S OBLIGATION: RIGHTS OF SELLER**

If Indiana Furniture shall at any time doubt Buyer's financial responsibility, Indiana Furniture may decline to make shipments hereunder except upon receipt of cash payment in advance or security or other proof of responsibility satisfactory to Indiana Furniture. If buyer fails in any way to fulfill the terms and conditions set forth herein, Indiana Furniture may defer shipments until such default is corrected. Remedies provided herein shall be in addition to, and not in lieu of other remedies. Buyer agrees to abide by payment terms as listed on invoice. Buyer shall pay all reasonable costs and expenses, including attorney and collection fees, and late fees, incurred by Seller in connection with any amounts due for goods ordered.

**CANCELLATIONS AND CHANGES**

Due to immediate production on build to order items, all orders are considered firm and are not subject to cancellation or change without approval from Indiana Furniture. All approved changes are subject to additional charges and revised lead times.

**PRODUCT DESIGN AND SPECIFICATION CHANGES**

Indiana Furniture reserves the right to make changes in design and construction or discontinue products without prior notice.

**REPAIR CHARGES**

Indiana Furniture will only pay repair charges if Customer Service gives prior written authorization. No repair charge will be paid without advance approval at which time you will be issued a repair authorization number that will allow you to invoice Indiana Furniture for the completed work.

**WAREHOUSE STORAGE CHARGES**

If a shipment is held beyond 14 calendar days at your request a **.067% per calendar day** (2% per month) storage charge will be assessed. The effective date will be 14 calendar days after the acknowledged ship date. Further, the prices applied to the order will be those in effect at the time of shipment.

**DAMAGED MERCHANDISE**

The consignee is responsible for filing claims with the carrier for damage and shortages. Claims for both obvious and concealed damage must be filed within 15 calendar days, and the damaged merchandise must not have been moved from the original receiving location. All damaged merchandise, including the cartons and packing materials, must be retained for inspection by either the carrier or by an Indiana Furniture Sales Representative. Indiana Furniture reserves the right to select the most cost effective way to repair or replace the damaged item. Once you have notified the carrier, please contact Customer Service for further assistance.

**Obvious Damage/Missing Cartons** - Do not refuse merchandise damaged in transit. Indiana Furniture recommends the consignee inspect all merchandise upon arrival. If a shipment is received damaged or short, note all information on carrier's copy and your copy of freight bill and delivery receipt. Notify the delivering carrier and file a claim immediately. Pending the results of your claim, either Indiana Furniture or the carrier will cover 100% of the cost to repair or replace the damaged or missing item.

**Concealed Damage** - If concealed damage is discovered, notify the delivering carrier at once and request an inspection. This must be done within **15 calendar days of delivery**. If the carrier will not perform the inspection, you should prepare an affidavit that you contacted them, noting the time and date, and that they failed to comply with your request. This, along with the other papers in your possession, will support the claim. Pending the results of your claim, the cost to repair or replace the item will be covered 1/3 by the carrier and 2/3 by Indiana Furniture for shipments less than a full truckload and 100% by Indiana Furniture for shipments of full truckloads.

**RETURN MERCHANDISE**

Merchandise will not be accepted for return without an RGA (Return Goods Authorization) issued by Indiana Furniture. We will consider issuing RGA's for the following reasons:

1. Manufacturing defect (inspected by Indiana Furniture representative)
2. Indiana Furniture order processing error
3. Shipping error
4. Mis-marked cartons
5. Duplicated shipments

If you have any questions as to whether your reason for return qualifies for consideration, please contact your Customer Service Representative. Merchandise must be returned within 60 days of the RGA issued date, or within 60 days upon receipt of replacement product to receive credit. Returns due to mis-marked cartons must also be returned in the original cartoning, with shipping labels intact, to receive credit.

**All merchandise being returned must be properly packed and protected to ensure no further damage is incurred during transportation back to an Indiana Furniture facility. Upon receipt, all returned merchandise will be thoroughly inspected and the results compared to the reason for return stated on the RGA. Any discrepancies, such as additional damage, signs of usage, missing parts, etc., will result in an adjustment to the amount of credit issued.**

**DELIVERY AND FREIGHT CHARGES**

All shipments are F.O.B. Point of Origin, Jasper, IN, freight prepaid and allowed dock to dock on 53' trailer. Ownership and responsibility of the merchandise becomes that of the buyer upon delivery to the freight company. Shipments into Alaska, Hawaii, Canada, Mexico, Puerto Rico and other exports are freight prepaid and allowed to port of exit.

Indiana Furniture reserves the right to select the most appropriate carrier and routing on all shipments. Indiana Furniture will attempt to accommodate requests for favored carriers and delivery times. Deliveries requested Monday through Thursday, after 3pm, will be assessed a \$250 per truck after hours fee. Deliveries requested after 3pm on Friday or on weekends, will be assessed a \$500 per truck weekend delivery fee.

Inside delivery and installation services are not included in the pricing shown. Any deviation from dock-to-dock delivery, such as but not limited to, non-dock, residential, or inside delivery must be specified on the order. Should these services be requested or required, all charges incurred will be charged to the "Sold To" of the order.

Orders of less than 750 pounds will be assessed a handling charge of \$75.00 Net Per Order. (This will be waived for items shipped via a small package carrier.)

**BIFMA AND ANSI TESTING**

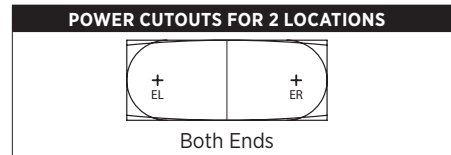
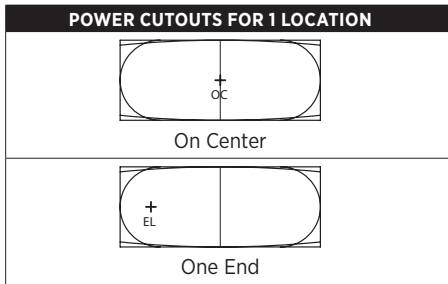
Indiana Furniture is a member of the Business and Institutional Furniture Manufacturer's Association (BIFMA). Tests developed by the BIFMA and approved by the American National Standards Institute (ANSI) determine the strength and durability of casegoods and seating in its everyday use. Although this testing does not serve as a warranty or guarantee, Indiana Furniture products within this price list have been tested by an independent verifying body and meet or exceed applicable BIFMA and ANSI standards.



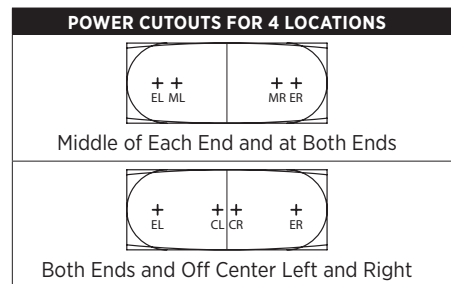
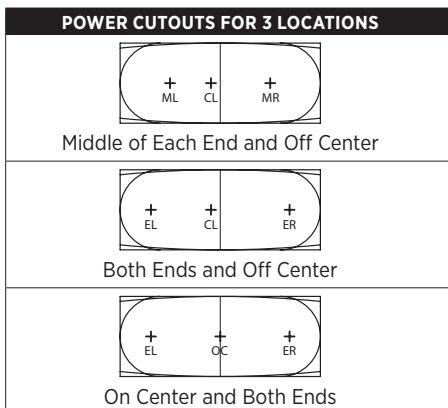
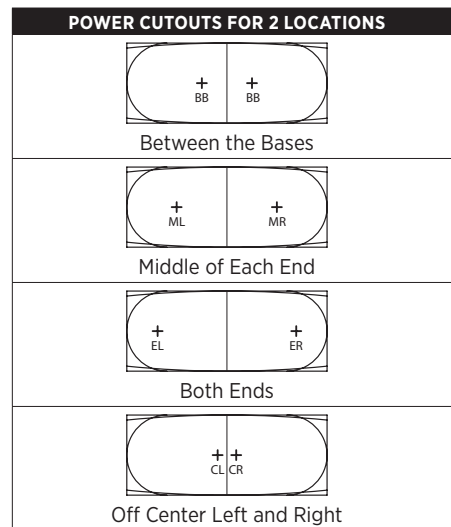
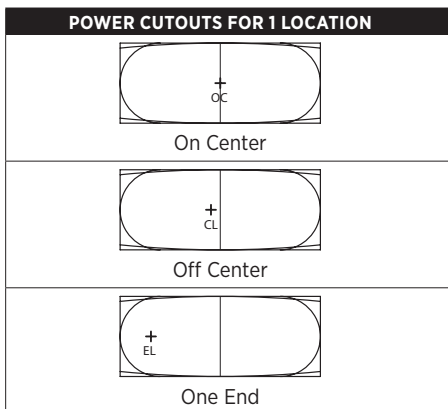
Cutouts for Power and Data Accessories can be specified in standard locations at no additional charge. The combination of port and bases selected will determine the locations available for each size table, as well as determine placement over a base or between bases. See page 9-19 for specific locations available by table size. See page 8 for measurements of exact port locations.

- OC** = On Center
- EL** = End Left
- ER** = End Right
- CL** = Left of Center
- CR** = Right of Center
- ML** = Middle Left
- MR** = Middle Right
- BB** = Between Bases (*requires 2 ports*)

**POWER CUTOUTS WITH 2 BASES**



**POWER CUTOUTS WITH 3 BASES**



These data locations are for all 9100, 9200, 9400 & 9700 conference tops: Rectangular, Arc/Rectangular, Wave/Rectangular, Racetrack and Boat-Shaped.

| PDCSS, PDCSB  | DATA440, INTERACT, INTP  | DPOR4, OASIS MINI, VAULTS, INTRFCIA, INTRFCIB  |
|---|--|--|
| <b>192" TABLES</b>  | <b>192" TABLES</b>   | <b>192" TABLES</b>   |
| CL 51/2" from center<br>CL + CR 51/2" from center<br>CL + EL + ER 51/2" from center and 241/2" from end<br>CL + ML + MR 51/2" from center and 48" from end<br>CL + CR + EL + ER 51/2" from center and 241/2" from end<br>CL + CR + ML + MR 51/2" from center and 48" from end<br>EL 241/2" from end<br>EL + ER 241/2" from end<br>ML + MR 48" from end<br>BB Centered between bases | CL 5" from center<br>CL + CR 5" from center<br>CL + EL + ER 5" from center and 25" from end<br>CL + ML + MR 5" from center and 48" from end<br>CL + CR + EL + ER 5" from center and 25" from end<br>CL + CR + ML + MR 5" from center 48" and from end<br>EL 25" from end<br>EL + ER 25" from end<br>ML + MR 48" from end<br>OC Splits seam in center of table<br>BB Centered between bases | CL 91/2" from center<br>CL + CR 91/2" from center<br>CL + EL + ER 91/2" from center and 29" from end<br>CL + ML + MR 91/2" from center and 48" from end<br>CL + CR + EL + ER 91/2" from center and 29" from end<br>CL + CR + ML + MR 91/2" from center and 48" from end<br>EL 29" from end<br>EL + ER 29" from end<br>ML + MR 48" from end<br>OC Splits seam in center of table<br>BB Centered between bases<br>OC + EL + ER Splits center seam and 29" from end<br>OC + ML + MR Splits center seam and 48" from end |
| <b>168" TABLES</b>  | <b>168" TABLES</b>   | <b>168" TABLES</b>   |
| CL 51/2" from center<br>CL + CR 51/2" from center<br>CL + EL + ER 51/2" from center and 241/2" from end<br>CL + CR + EL + ER 51/2" from center and 241/2" from end<br>EL 241/2" from end<br>EL + ER 241/2" from end<br>BB Centered between bases  | CL 5" from center<br>CL + CR 5" from center<br>CL + EL + ER 5" from center and 25" from end<br>CL + CR + EL + ER 5" from center and 25" from end<br>EL 25" from end<br>EL + ER 25" from end<br>OC Splits seam in center of table<br>BB Centered between bases  | CL 91/2" from center<br>CL + CR 91/2" from center<br>CL + EL + ER 91/2" from center and 29" from end<br>CL + CR + EL + ER 91/2" from center and 29" from end<br>EL 29" from end<br>EL + ER 29" from end<br>OC Splits seam in center of table<br>BB Centered between bases  |
| <b>144" TABLES</b>  | <b>144" TABLES</b>   | <b>144" TABLES</b>   |
| CL 51/2" from center<br>CL + CR 51/2" from center<br>CL + EL + ER 51/2" from center and 241/2" from end<br>CL + CR + EL + ER 51/2" from center and 241/2" from end<br>EL 241/2" from end<br>EL + ER 241/2" from end<br>BB Centered between bases  | CL 5" from center<br>CL + CR 5" from center<br>CL + EL + ER 5" from center and 25" from end<br>CL + CR + EL + ER 5" from center and 25" from end<br>EL 25" from end<br>EL + ER 25" from end<br>OC Splits seam in center of table<br>BB Centered between bases  | CL 91/2" from center<br>CL + CR 91/2" from center<br>CL + EL + ER 91/2" from center and 29" from end<br>CL + CR + EL + ER 91/2" from center and 29" from end<br>EL 29" from end<br>EL + ER 29" from end<br>OC Splits seam in center of table<br>BB Centered between bases  |
| <b>120" TABLES</b>  | <b>120" TABLES</b>   | <b>120" TABLES</b>   |
| CL 51/2" from center<br>CL + CR 51/2" from center<br>CL + EL + ER 51/2" from center and 241/2" from end<br>CL + CR + EL + ER 51/2" from center and 241/2" from end<br>EL 241/2" from end<br>EL + ER 241/2" from end<br>BB Centered between bases  | CL 5" from center<br>CL + CR 5" from center<br>CL + EL + ER 5" from center and 25" from end<br>CL + CR + EL + ER 5" from center and 25" from end<br>EL 25" from end<br>EL + ER 25" from end<br>OC Splits seam in center of table<br>BB Centered between bases  | CL 91/2" from center<br>CL + CR 91/2" from center<br>CL + EL + ER 91/2" from center and 29" from end<br>CL + CR + EL + ER 91/2" from center and 29" from end<br>EL 29" from end<br>EL + ER 29" from end<br>OC Splits seam in center of table<br>BB Centered between bases  |
| <b>96" TABLES</b>   | <b>96" TABLES</b>  | <b>96" TABLES</b>  |
| OC Center of table<br>EL 241/2" from end<br>EL + ER 241/2" from end   | OC Center of table<br>EL 25" from end<br>EL + ER 25" from end  | OC Center of table<br>EL 29" from end<br>EL + ER 29" from end  |
| <b>72" TABLES</b>   | <b>72" TABLES</b>  | <b>72" TABLES</b>  |
| OC Center of table  | OC Center of table   | OC Center of table   |

**Data Locations on this Page are for All 36 x 72 Tops:  
 Rectangular, Arc Rectangular, Wave Rectangular, Racetrack and Boat-Shaped.**

- Choose from the Combination Available in the Chart Below
- The Total Number of Ports Required are in Parentheses
- For Exact Locations of Ports, See page 8

**OC** = On Center  
**EL** = End Left  
**ER** = End Right  
**CL** = Left of Center  
**CR** = Right of Center  
**ML** = Middle Left  
**MR** = Middle Right  
**BB** = Between Bases *(requires 2 ports)*

| 36 X 72 TOPS               |    |    |    |    |       |      |    |         |     |    |    |     |     |     |
|----------------------------|----|----|----|----|-------|------|----|---------|-----|----|----|-----|-----|-----|
|                            | RB | CB | HB | XB | METAL | POST | QB | TSB/MSB | MAB | TS | CS | VPB | FPB | RBD |
| OASIS MINI                 | OC |    | OC | OC | OC    | OC   |    |         | OC  | OC | OC | OC  | OC  | OC  |
| DPORT4                     | OC | OC | OC | OC | OC    | OC   | OC | OC      | OC  | OC | OC | OC  | OC  | OC  |
| DATA440                    | OC | OC | OC | OC | OC    | OC   | OC | OC      | OC  | OC | OC | OC  | OC  | OC  |
| GRMT                       | OC | OC | OC | OC | OC    | OC   | OC | OC      | OC  | OC | OC | OC  | OC  | OC  |
| INTP                       | OC | OC | OC | OC | OC    | OC   | OC | OC      | OC  | OC | OC | OC  | OC  | OC  |
| INTRFC1<br>INTERACT        | OC | OC | OC | OC | OC    | OC   | OC | OC      | OC  | OC | OC | OC  | OC  | OC  |
| PDCS                       | OC | OC | OC | OC | OC    | OC   | OC | OC      | OC  | OC | OC | OC  | OC  | OC  |
| VAULT-HOTEL<br>VAULT-TRAIN | OC | OC | OC | OC | OC    | OC   | OC | OC      | OC  | OC | OC | OC  | OC  | OC  |
| VAULT-CONF                 | OC |    | OC | OC | OC    | OC   |    |         | OC  | OC | OC | OC  | OC  | OC  |

**Data Locations on this Page are for All 42 x 96 Tops:  
 Rectangular, Arc Rectangular, Wave Rectangular, Racetrack and Boat-Shaped.**

- Choose from the Combination Available in the Chart Below
- The Total Number of Ports Required are in Parentheses
- For Exact Locations of Ports, See page 8

**OC** = On Center  
**EL** = End Left  
**ER** = End Right  
**CL** = Left of Center  
**CR** = Right of Center  
**ML** = Middle Left  
**MR** = Middle Right  
**BB** = Between Bases (*requires 2 ports*)

| 42 X 96                                  |                     |                     |                                      |                     |            |                     |                 |
|--|---------------------|---------------------|--------------------------------------|---------------------|------------|---------------------|-----------------|
|  | RECTANGULAR BASE    | CYLINDER BASE       | HALF CYLINDER BASE<br>W/CB IN CENTER | X BASE              | METAL BASE | SINGLE POST BASE    | QUEEN-ANNE BASE |
| OASIS MINI                               | EL<br>EL + ER<br>OC | OC                  | OC                                   | OC                  | OC         | EL<br>EL + ER<br>OC | OC              |
| DPORT4                                   | EL<br>EL + ER<br>OC | EL<br>EL + ER<br>OC | OC                                   | EL<br>EL + ER<br>OC | OC         | EL<br>EL + ER<br>OC | OC              |
| DATA440                                  | EL<br>EL + ER<br>OC | EL<br>EL + ER<br>OC | EL<br>EL + ER<br>OC                  | EL<br>EL + ER<br>OC | OC         | EL<br>EL + ER<br>OC | OC              |
| GRMT                                     | EL<br>EL + ER<br>OC | EL<br>EL + ER<br>OC | EL<br>EL + ER<br>OC                  | EL<br>EL + ER<br>OC | OC         | EL<br>EL + ER<br>OC | OC              |
| INTP                                     | EL<br>EL + ER<br>OC | EL<br>EL + ER<br>OC | EL<br>EL + ER<br>OC                  | EL<br>EL + ER<br>OC | OC         | EL<br>EL + ER<br>OC | OC              |
| INTRFC1<br>INTERACT                      | EL<br>EL + ER<br>OC | EL<br>EL + ER<br>OC | OC                                   | EL<br>EL + ER<br>OC | OC         | EL<br>EL + ER<br>OC | OC              |
| PDCS                                     | EL<br>EL + ER<br>OC | EL<br>EL + ER<br>OC | EL<br>EL + ER<br>OC                  | EL<br>EL + ER<br>OC | OC         | EL<br>EL + ER<br>OC | OC              |
| VAULT-HOTEL<br>VAULT-TRAIN<br>VAULT-CONF | EL<br>EL + ER<br>OC | EL<br>EL + ER<br>OC | OC                                   | OC                  | OC         | EL<br>EL + ER<br>OC | OC              |

**Data Locations on this Page are for All 42 x 96 Tops:  
 Rectangular, Arc Rectangular, Wave Rectangular, Racetrack and Boat-Shaped.**

- Choose from the Combination Available in the Chart Below
- The Total Number of Ports Required are in Parentheses
- For Exact Locations of Ports, See page 8

**OC** = On Center  
**EL** = End Left  
**ER** = End Right  
**CL** = Left of Center  
**CR** = Right of Center  
**ML** = Middle Left  
**MR** = Middle Right  
**BB** = Between Bases (*requires 2 ports*)

| 42 X 96                                  |                                     |                           |                     |                     |                        |                           |                         |
|--|-------------------------------------|---------------------------|---------------------|---------------------|------------------------|---------------------------|-------------------------|
|  | TRADITIONAL or METAL<br>SQUARE BASE | CAFE<br>METAL POST W/LEGS | BOW TIE BASE        | CANOE BASE          | V-CAPPED<br>PANEL BASE | FLAT CAPPED<br>PANEL BASE | RECTANGULAR<br>BOX BASE |
| OASIS MINI                               | EL<br>EL + ER<br>OC                 | OC                        | OC                  | OC                  | OC                     | OC                        | OC                      |
| DPORT4                                   | EL<br>EL + ER<br>OC                 | OC                        | OC                  | OC                  | EL<br>EL + ER<br>OC    | EL<br>EL + ER<br>OC       | OC                      |
| DATA440                                  | EL<br>EL + ER<br>OC                 | OC                        | OC                  | OC                  | EL<br>EL + ER<br>OC    | EL<br>EL + ER<br>OC       | EL<br>EL + ER<br>OC     |
| GRMT                                     | EL<br>EL + ER<br>OC                 | OC                        | EL<br>EL + ER<br>OC | EL<br>EL + ER<br>OC | EL<br>EL + ER<br>OC    | EL<br>EL + ER<br>OC       | EL<br>EL + ER<br>OC     |
| INTP                                     | EL<br>EL + ER<br>OC                 | OC                        | OC                  | OC                  | EL<br>EL + ER<br>OC    | EL<br>EL + ER<br>OC       | EL<br>EL + ER<br>OC     |
| INTRFC1<br>INTERACT                      | EL<br>EL + ER<br>OC                 | OC                        | OC                  | OC                  | EL<br>EL + ER<br>OC    | EL<br>EL + ER<br>OC       | OC                      |
| PDCS                                     | EL<br>EL + ER<br>OC                 | OC                        | EL<br>EL + ER<br>OC | EL<br>EL + ER<br>OC | EL<br>EL + ER<br>OC    | EL<br>EL + ER<br>OC       | EL<br>EL + ER<br>OC     |
| VAULT-HOTEL<br>VAULT-TRAIN<br>VAULT-CONF | EL<br>EL + ER<br>OC                 | OC                        | OC                  | OC                  | OC                     | OC                        | OC                      |

**Data Locations on this Page are for All 48 x 120 Tops:  
 Rectangular, Arc Rectangular, Wave Rectangular, Racetrack and Boat-Shaped.**

- Choose from the Combination Available in the Chart Below
- The Total Number of Ports Required are in Parentheses
- For Exact Locations of Ports, See page 8

**OC** = On Center  
**EL** = End Left  
**ER** = End Right  
**CL** = Left of Center  
**CR** = Right of Center  
**ML** = Middle Left  
**MR** = Middle Right  
**BB** = Between Bases (*requires 2 ports*)

| 48 X 120                   |   |   |   |   |            |   |                 |
|----------------------------|---|---|---|---|------------|---|-----------------|
|                            | RECTANGULAR BASE  | CYLINDER BASE   | HALF CYLINDER BASE<br>W/CB IN CENTER                                      | X BASE  | METAL BASE | SINGLE POST BASE  | QUEEN-ANNE BASE |
| OASIS MINI                 | BB<br>CL<br>CL + CR<br>EL<br>EL + ER<br>CL + EL + ER<br>CL + CR + EL + ER |   |   | BB  | BB         | BB or CL or EL or OC<br>CL + CR<br>EL + ER<br>OC + EL + ER<br>CL + EL + ER<br>CL + CR + EL + ER |                 |
| DPORT4<br>INTERACT         | BB<br>CL<br>CL + CR<br>EL<br>EL + ER<br>CL + EL + ER<br>CL + CR + EL + ER | OC<br>EL<br>EL + ER<br>OC + EL + ER                                       | OC  | BB<br>EL<br>EL + ER<br>OC<br>OC + EL + ER                                 | BB         | BB or CL or EL or OC<br>CL + CR<br>EL + ER<br>OC + EL + ER<br>CL + EL + ER<br>CL + CR + EL + ER | BB              |
| DATA440                    | BB<br>CL<br>CL + CR<br>EL<br>EL + ER<br>CL + EL + ER<br>CL + CR + EL + ER | BB<br>CL<br>CL + CR<br>EL<br>EL + ER<br>CL + EL + ER<br>CL + CR + EL + ER | BB<br>CL<br>CL + CR<br>EL<br>EL + ER<br>CL + EL + ER<br>CL + CR + EL + ER | BB<br>CL<br>CL + CR<br>EL<br>EL + ER<br>CL + EL + ER<br>CL + CR + EL + ER | BB         | BB<br>CL<br>CL + CR<br>EL<br>EL + ER<br>CL + EL + ER<br>CL + CR + EL + ER                       | BB              |
| GRMT<br>INTP               | BB<br>CL<br>CL + CR<br>EL<br>EL + ER<br>CL + EL + ER<br>CL + CR + EL + ER | BB<br>CL<br>CL + CR<br>EL<br>EL + ER<br>CL + EL + ER<br>CL + CR + EL + ER | BB<br>CL<br>CL + CR<br>EL<br>EL + ER<br>CL + EL + ER<br>CL + CR + EL + ER | BB<br>CL<br>CL + CR<br>EL<br>EL + ER<br>CL + EL + ER<br>CL + CR + EL + ER | BB         | BB<br>CL<br>CL + CR<br>EL<br>EL + ER<br>CL + EL + ER<br>CL + CR + EL + ER                       | BB              |
| VAULT-CONF                 | BB<br>CL<br>CL + CR<br>EL<br>EL + ER<br>CL + EL + ER<br>CL + CR + EL + ER | EL<br>EL + ER<br>OC<br>OC + EL + ER                                       | OC  | BB  | BB         | BB or CL or EL or OC<br>CL + CR<br>EL + ER<br>OC + EL + ER<br>CL + EL + ER<br>CL + CR + EL + ER |                 |
| INTRFC1                    | BB<br>CL<br>CL + CR<br>EL<br>EL + ER<br>CL + EL + ER<br>CL + CR + EL + ER | EL<br>EL + ER<br>OC<br>OC + EL + ER                                       | OC  | BB<br>EL<br>EL + ER<br>OC<br>OC + EL + ER                                 | BB         | BB or CL or EL or OC<br>CL + CR<br>EL + ER<br>OC + EL + ER<br>CL + EL + ER<br>CL + CR + EL + ER | BB              |
| PDCS                       | BB<br>CL<br>CL + CR<br>EL<br>EL + ER<br>CL + EL + ER<br>CL + CR + EL + ER | BB<br>CL<br>CL + CR<br>EL<br>EL + ER<br>CL + EL + ER<br>CL + CR + EL + ER | BB<br>CL<br>CL + CR<br>EL<br>EL + ER<br>CL + EL + ER<br>CL + CR + EL + ER | BB<br>CL<br>CL + CR<br>EL<br>EL + ER<br>CL + EL + ER<br>CL + CR + EL + ER | BB         | BB<br>CL<br>CL + CR<br>EL<br>EL + ER<br>CL + EL + ER<br>CL + CR + EL + ER                       | BB              |
| VAULT-HOTEL<br>VAULT-TRAIN | BB<br>CL<br>CL + CR<br>EL<br>EL + ER<br>CL + EL + ER<br>CL + CR + EL + ER | EL<br>EL + ER<br>OC<br>OC + EL + ER                                       | OC  | BB  | BB         | BB or CL or EL or OC<br>CL + CR<br>EL + ER<br>OC + EL + ER<br>CL + EL + ER<br>CL + CR + EL + ER | BB              |

**Data Locations on this Page are for All 48 x 120 Tops:  
 Rectangular, Arc Rectangular, Wave Rectangular, Racetrack and Boat-Shaped.**

- Choose from the Combination Available in the Chart Below
- The Total Number of Ports Required are in Parentheses
- For Exact Locations of Ports, See page 8

**OC** = On Center  
**EL** = End Left  
**ER** = End Right  
**CL** = Left of Center  
**CR** = Right of Center  
**ML** = Middle Left  
**MR** = Middle Right  
**BB** = Between Bases (*requires 2 ports*)

| 48 X 120                                 |   |                           |                     |                     |   |   |                         |
|--|---|---------------------------|---------------------|---------------------|---|---|-------------------------|
|  | TRADITIONAL or METAL<br>SQUARE BASE                                       | CAFE<br>METAL POST W/LEGS | BOW TIE BASE        | CANOE BASE          | V-CAPPED<br>PANEL BASE  | FLAT CAPPED<br>PANEL BASE   | RECTANGULAR<br>BOX BASE |
| OASIS MINI                               | EL<br>EL + ER<br>OC<br>OC + EL + ER                                       | BB                        | BB                  | BB                  | BB  | BB  | BB                      |
| DPORT4<br>INTERACT                       | EL<br>EL + ER<br>OC<br>OC + EL + ER                                       | BB                        | BB                  | BB                  | BB<br>EL<br>EL + ER<br>OC<br>OC + EL + ER                                 | BB<br>EL<br>EL + ER<br>OC<br>OC + EL + ER                                 | BB<br>OC                |
| DATA440                                  | BB<br>CL<br>CL + CR<br>EL<br>EL + ER<br>CL + EL + ER<br>CL + CR + EL + ER | BB                        | BB                  | BB                  | BB<br>CL<br>CL + CR<br>EL<br>EL + ER<br>CL + EL + ER<br>CL + CR + EL + ER | BB<br>CL<br>CL + CR<br>EL<br>EL + ER<br>CL + EL + ER<br>CL + CR + EL + ER | BB<br>EL<br>EL + ER     |
| GRMT                                     | BB<br>CL<br>CL + CR<br>EL<br>EL + ER<br>CL + EL + ER<br>CL + CR + EL + ER | BB                        | BB<br>EL<br>EL + ER | BB<br>EL<br>EL + ER | BB<br>CL<br>CL + CR<br>EL<br>EL + ER<br>CL + EL + ER<br>CL + CR + EL + ER | BB<br>CL<br>CL + CR<br>EL<br>EL + ER<br>CL + EL + ER<br>CL + CR + EL + ER | BB<br>EL<br>EL + ER     |
| INTP                                     | BB<br>CL<br>CL + CR<br>EL<br>EL + ER<br>CL + EL + ER<br>CL + CR + EL + ER | BB                        | BB                  | BB                  | BB<br>CL<br>CL + CR<br>EL<br>EL + ER<br>CL + EL + ER<br>CL + CR + EL + ER | BB<br>CL<br>CL + CR<br>EL<br>EL + ER<br>CL + EL + ER<br>CL + CR + EL + ER | BB<br>EL<br>EL + ER     |
| INTRFC1                                  | EL<br>EL + ER<br>OC<br>OC + EL + ER                                       | BB                        | BB                  | BB                  | BB<br>EL<br>EL + ER<br>OC<br>OC + EL + ER                                 | BB<br>EL<br>EL + ER<br>OC<br>OC + EL + ER                                 | BB                      |
| PDCS                                     | BB<br>CL<br>CL + CR<br>EL<br>EL + ER<br>CL + EL + ER<br>CL + CR + EL + ER | BB                        | BB<br>EL<br>EL + ER | BB<br>EL<br>EL + ER | BB<br>CL<br>CL + CR<br>EL<br>EL + ER<br>CL + EL + ER<br>CL + CR + EL + ER | BB<br>CL<br>CL + CR<br>EL<br>EL + ER<br>CL + EL + ER<br>CL + CR + EL + ER | BB<br>EL<br>EL + ER     |
| VAULT-HOTEL<br>VAULT-TRAIN<br>VAULT-CONF | EL<br>EL + ER<br>OC<br>OC + EL + ER                                       | BB                        | BB                  | BB                  | BB  | BB  | BB                      |

**Data Locations on this Page are for All 48 x 144 Tops:  
 Rectangular, Arc Rectangular, Wave Rectangular, Racetrack and Boat-Shaped.**

- Choose from the Combination Available in the Chart Below
- The Total Number of Ports Required are in Parentheses
- For Exact Locations of Ports, See page 8

**OC** = On Center  
**EL** = End Left  
**ER** = End Right  
**CL** = Left of Center  
**CR** = Right of Center  
**ML** = Middle Left  
**MR** = Middle Right  
**BB** = Between Bases (*requires 2 ports*)

| 48 X 144                                 |   |   |   |   |            |   |                 |
|--|---|---|---|---|------------|---|-----------------|
|  | RECTANGULAR BASE  | CYLINDER BASE   | HALF CYLINDER BASE<br>W/CB IN CENTER                                      | X BASE  | METAL BASE | SINGLE POST BASE  | QUEEN-ANNE BASE |
| OASIS MINI                               | BB<br>CL<br>CL + CR<br>EL<br>EL + ER<br>CL + EL + ER<br>CL + CR + EL + ER | BB  | BB  | BB  | BB         | BB or CL or EL or OC<br>CL + CR<br>EL + ER<br>OC + EL + ER<br>CL + EL + ER<br>CL + CR + EL + ER | BB              |
| DPORT4<br>INTERACT                       | BB<br>CL<br>CL + CR<br>EL<br>EL + ER<br>CL + EL + ER<br>CL + CR + EL + ER | BB<br>EL<br>EL + ER<br>OC<br>OC + EL + ER                                 | BB<br>OC  | BB<br>EL<br>EL + ER<br>OC<br>OC + EL + ER                                 | BB         | BB or CL or EL or OC<br>CL + CR<br>EL + ER<br>OC + EL + ER<br>CL + EL + ER<br>CL + CR + EL + ER | BB              |
| DATA440                                  | BB<br>CL<br>CL + CR<br>EL<br>EL + ER<br>CL + EL + ER<br>CL + CR + EL + ER | BB<br>CL<br>CL + CR<br>EL<br>EL + ER<br>CL + EL + ER<br>CL + CR + EL + ER | BB<br>CL<br>CL + CR<br>EL<br>EL + ER<br>CL + EL + ER<br>CL + CR + EL + ER | BB<br>CL<br>CL + CR<br>EL<br>EL + ER<br>CL + EL + ER<br>CL + CR + EL + ER | BB         | BB<br>CL<br>CL + CR<br>EL<br>EL + ER<br>CL + EL + ER<br>CL + CR + EL + ER                       | BB              |
| GRMT                                     | BB<br>CL<br>CL + CR<br>EL<br>EL + ER<br>CL + EL + ER<br>CL + CR + EL + ER | BB<br>CL<br>CL + CR<br>EL<br>EL + ER<br>CL + EL + ER<br>CL + CR + EL + ER | BB<br>CL<br>CL + CR<br>EL<br>EL + ER<br>CL + EL + ER<br>CL + CR + EL + ER | BB<br>CL<br>CL + CR<br>EL<br>EL + ER<br>CL + EL + ER<br>CL + CR + EL + ER | BB         | BB<br>CL<br>CL + CR<br>EL<br>EL + ER<br>CL + EL + ER<br>CL + CR + EL + ER                       | BB              |
| INTP                                     | BB<br>CL<br>CL + CR<br>EL<br>EL + ER<br>CL + EL + ER<br>CL + CR + EL + ER | BB<br>CL<br>CL + CR<br>EL<br>EL + ER<br>CL + EL + ER<br>CL + CR + EL + ER | BB<br>CL<br>CL + CR<br>EL<br>EL + ER<br>CL + EL + ER<br>CL + CR + EL + ER | BB<br>CL<br>CL + CR<br>EL<br>EL + ER<br>CL + EL + ER<br>CL + CR + EL + ER | BB         | BB<br>CL<br>CL + CR<br>EL<br>EL + ER<br>CL + EL + ER<br>CL + CR + EL + ER                       | BB              |
| INTRFC1                                  | BB<br>CL<br>CL + CR<br>EL<br>EL + ER<br>CL + EL + ER<br>CL + CR + EL + ER | BB<br>EL<br>EL + ER<br>OC<br>OC + EL + ER                                 | BB<br>OC  | BB<br>EL<br>EL + ER<br>OC<br>OC + EL + ER                                 | BB         | BB or CL or EL or OC<br>CL + CR<br>EL + ER<br>OC + EL + ER<br>CL + EL + ER<br>CL + CR + EL + ER | BB              |
| PDCS                                     | BB<br>CL<br>CL + CR<br>EL<br>EL + ER<br>CL + EL + ER<br>CL + CR + EL + ER | BB<br>CL<br>CL + CR<br>EL<br>EL + ER<br>CL + EL + ER<br>CL + CR + EL + ER | BB<br>CL<br>CL + CR<br>EL<br>EL + ER<br>CL + EL + ER<br>CL + CR + EL + ER | BB<br>CL<br>CL + CR<br>EL<br>EL + ER<br>CL + EL + ER<br>CL + CR + EL + ER | BB         | BB<br>CL<br>CL + CR<br>EL<br>EL + ER<br>CL + EL + ER<br>CL + CR + EL + ER                       | BB              |
| VAULT-HOTEL<br>VAULT-TRAIN<br>VAULT-CONF | BB<br>CL<br>CL + CR<br>EL<br>EL + ER<br>CL + EL + ER<br>CL + CR + EL + ER | BB<br>EL<br>EL + ER<br>OC<br>OC + EL + ER                                 | BB<br>OC  | BB  | BB         | BB or CL or EL or OC<br>CL + CR<br>EL + ER<br>OC + EL + ER<br>CL + EL + ER<br>CL + CR + EL + ER | BB              |



**Data Locations on this Page are for All 48 x 144 Tops:  
 Rectangular, Arc Rectangular, Wave Rectangular, Racetrack and Boat-Shaped.**

- Choose from the Combination Available in the Chart Below
- The Total Number of Ports Required are in Parentheses
- For Exact Locations of Ports, See page 8

- OC** = On Center  
**EL** = End Left  
**ER** = End Right  
**CL** = Left of Center  
**CR** = Right of Center  
**ML** = Middle Left  
**MR** = Middle Right  
**BB** = Between Bases *(requires 2 ports)*

| 48 X 144                                 |   |                           |                     |                     |   |   |                         |
|--|---|---------------------------|---------------------|---------------------|---|---|-------------------------|
|  | TRADITIONAL or METAL<br>SQUARE BASE                                       | CAFE<br>METAL POST W/LEGS | BOW TIE BASE        | CANOE BASE          | V-CAPPED<br>PANEL BASE  | FLAT CAPPED<br>PANEL BASE   | RECTANGULAR<br>BOX BASE |
| OASIS MINI                               | BB<br>EL<br>EL + ER<br>OC<br>OC + EL + ER                                 | BB                        | BB                  | BB                  | BB  | BB  | BB                      |
| DPORT4<br>INTERACT                       | BB<br>EL<br>EL + ER<br>OC<br>OC + EL + ER                                 | BB                        | BB                  | BB                  | BB<br>EL<br>EL + ER<br>OC<br>OC + EL + ER                                 | BB<br>EL<br>EL + ER<br>OC<br>OC + EL + ER                                 | BB<br>OC                |
| DATA440                                  | BB<br>CL<br>CL + CR<br>EL<br>EL + ER<br>CL + EL + ER<br>CL + CR + EL + ER | BB                        | BB                  | BB                  | BB<br>CL<br>CL + CR<br>EL<br>EL + ER<br>CL + EL + ER<br>CL + CR + EL + ER | BB<br>CL<br>CL + CR<br>EL<br>EL + ER<br>CL + EL + ER<br>CL + CR + EL + ER | BB<br>EL<br>EL + ER     |
| GRMT                                     | BB<br>CL<br>CL + CR<br>EL<br>EL + ER<br>CL + EL + ER<br>CL + CR + EL + ER | BB                        | BB<br>EL<br>EL + ER | BB<br>EL<br>EL + ER | BB<br>CL<br>CL + CR<br>EL<br>EL + ER<br>CL + EL + ER<br>CL + CR + EL + ER | BB<br>CL<br>CL + CR<br>EL<br>EL + ER<br>CL + EL + ER<br>CL + CR + EL + ER | BB<br>EL<br>EL + ER     |
| INTP                                     | BB<br>CL<br>CL + CR<br>EL<br>EL + ER<br>CL + EL + ER<br>CL + CR + EL + ER | BB                        | BB                  | BB                  | BB<br>CL<br>CL + CR<br>EL<br>EL + ER<br>CL + EL + ER<br>CL + CR + EL + ER | BB<br>CL<br>CL + CR<br>EL<br>EL + ER<br>CL + EL + ER<br>CL + CR + EL + ER | BB<br>EL<br>EL + ER     |
| INTRFC1                                  | BB<br>EL<br>EL + ER<br>OC<br>OC + EL + ER                                 | BB                        | BB                  | BB                  | BB<br>EL<br>EL + ER<br>OC<br>OC + EL + ER                                 | BB<br>EL<br>EL + ER<br>OC<br>OC + EL + ER                                 | BB                      |
| PDCS                                     | BB<br>CL<br>CL + CR<br>EL<br>EL + ER<br>CL + EL + ER<br>CL + CR + EL + ER | BB                        | BB<br>EL<br>EL + ER | BB<br>EL<br>EL + ER | BB<br>CL<br>CL + CR<br>EL<br>EL + ER<br>CL + EL + ER<br>CL + CR + EL + ER | BB<br>CL<br>CL + CR<br>EL<br>EL + ER<br>CL + EL + ER<br>CL + CR + EL + ER | BB<br>EL<br>EL + ER     |
| VAULT-HOTEL<br>VAULT-TRAIN<br>VAULT-CONF | BB<br>EL<br>EL + ER<br>OC<br>OC + EL + ER                                 | BB                        | BB                  | BB                  | BB  | BB  | BB                      |

**Data Locations on this Page are for All 48 x 168 Tops:  
 Rectangular, Arc Rectangular, Wave Rectangular, Racetrack and Boat-Shaped.**

- Choose from the Combination Available in the Chart Below
- The Total Number of Ports Required are in Parentheses
- For Exact Locations of Ports, See page 8

**OC** = On Center  
**EL** = End Left  
**ER** = End Right  
**CL** = Left of Center  
**CR** = Right of Center  
**ML** = Middle Left  
**MR** = Middle Right  
**BB** = Between Bases (*requires 2 ports*)

| 48 X 168                                 |   |   |   |   |            |   |                 |
|--|---|---|---|---|------------|---|-----------------|
|  | RECTANGULAR BASE  | CYLINDER BASE   | HALF CYLINDER BASE<br>W/CB IN CENTER                                      | X BASE  | METAL BASE | SINGLE POST BASE  | QUEEN-ANNE BASE |
| OASIS MINI                               | BB<br>CL<br>CL + CR<br>EL<br>EL + ER<br>CL + EL + ER<br>CL + CR + EL + ER | BB  | BB  | BB  | BB         | BB or CL or EL or OC<br>CL + CR<br>EL + ER<br>OC + EL + ER<br>CL + EL + ER<br>CL + CR + EL + ER | BB              |
| DPORT4<br>INTERACT                       | BB<br>CL<br>CL + CR<br>EL<br>EL + ER<br>CL + EL + ER<br>CL + CR + EL + ER | BB<br>EL<br>EL + ER<br>OC<br>OC + EL + ER                                 | BB<br>OC  | BB<br>EL<br>EL + ER<br>OC<br>OC + EL + ER                                 | BB         | BB or CL or EL or OC<br>CL + CR<br>EL + ER<br>OC + EL + ER<br>CL + EL + ER<br>CL + CR + EL + ER | BB              |
| DATA440                                  | BB<br>CL<br>CL + CR<br>EL<br>EL + ER<br>CL + EL + ER<br>CL + CR + EL + ER | BB<br>CL<br>CL + CR<br>EL<br>EL + ER<br>CL + EL + ER<br>CL + CR + EL + ER | BB<br>CL<br>CL + CR<br>EL<br>EL + ER<br>CL + EL + ER<br>CL + CR + EL + ER | BB<br>CL<br>CL + CR<br>EL<br>EL + ER<br>CL + EL + ER<br>CL + CR + EL + ER | BB         | BB<br>CL<br>CL + CR<br>EL<br>EL + ER<br>CL + EL + ER<br>CL + CR + EL + ER                       | BB              |
| GRMT                                     | BB<br>CL<br>CL + CR<br>EL<br>EL + ER<br>CL + EL + ER<br>CL + CR + EL + ER | BB<br>CL<br>CL + CR<br>EL<br>EL + ER<br>CL + EL + ER<br>CL + CR + EL + ER | BB<br>CL<br>CL + CR<br>EL<br>EL + ER<br>CL + EL + ER<br>CL + CR + EL + ER | BB<br>CL<br>CL + CR<br>EL<br>EL + ER<br>CL + EL + ER<br>CL + CR + EL + ER | BB         | BB<br>CL<br>CL + CR<br>EL<br>EL + ER<br>CL + EL + ER<br>CL + CR + EL + ER                       | BB              |
| INTP                                     | BB<br>CL<br>CL + CR<br>EL<br>EL + ER<br>CL + EL + ER<br>CL + CR + EL + ER | BB<br>CL<br>CL + CR<br>EL<br>EL + ER<br>CL + EL + ER<br>CL + CR + EL + ER | BB<br>CL<br>CL + CR<br>EL<br>EL + ER<br>CL + EL + ER<br>CL + CR + EL + ER | BB<br>CL<br>CL + CR<br>EL<br>EL + ER<br>CL + EL + ER<br>CL + CR + EL + ER | BB         | BB<br>CL<br>CL + CR<br>EL<br>EL + ER<br>CL + EL + ER<br>CL + CR + EL + ER                       | BB              |
| INTRFC1                                  | BB<br>CL<br>CL + CR<br>EL<br>EL + ER<br>CL + EL + ER<br>CL + CR + EL + ER | BB<br>EL<br>EL + ER<br>OC<br>OC + EL + ER                                 | BB<br>OC  | BB<br>EL<br>EL + ER<br>OC<br>OC + EL + ER                                 | BB         | BB or CL or EL or OC<br>CL + CR<br>EL + ER<br>OC + EL + ER<br>CL + EL + ER<br>CL + CR + EL + ER | BB              |
| PDCS                                     | BB<br>CL<br>CL + CR<br>EL<br>EL + ER<br>CL + EL + ER<br>CL + CR + EL + ER | BB<br>CL<br>CL + CR<br>EL<br>EL + ER<br>CL + EL + ER<br>CL + CR + EL + ER | BB<br>CL<br>CL + CR<br>EL<br>EL + ER<br>CL + EL + ER<br>CL + CR + EL + ER | BB<br>CL<br>CL + CR<br>EL<br>EL + ER<br>CL + EL + ER<br>CL + CR + EL + ER | BB         | BB<br>CL<br>CL + CR<br>EL<br>EL + ER<br>CL + EL + ER<br>CL + CR + EL + ER                       | BB              |
| VAULT-HOTEL<br>VAULT-TRAIN<br>VAULT-CONF | BB<br>CL<br>CL + CR<br>EL<br>EL + ER<br>CL + EL + ER<br>CL + CR + EL + ER | BB<br>EL<br>EL + ER<br>OC<br>OC + EL + ER                                 | BB<br>OC  | BB  | BB         | BB or CL or EL or OC<br>CL + CR<br>EL + ER<br>OC + EL + ER<br>CL + EL + ER<br>CL + CR + EL + ER | BB              |

**Data Locations on this Page are for All 48 x 168 Tops:  
 Rectangular, Arc Rectangular, Wave Rectangular, Racetrack and Boat-Shaped.**

- Choose from the Combination Available in the Chart Below
- The Total Number of Ports Required are in Parentheses
- For Exact Locations of Ports, See page 8

- OC** = On Center
- EL** = End Left
- ER** = End Right
- CL** = Left of Center
- CR** = Right of Center
- ML** = Middle Left
- MR** = Middle Right
- BB** = Between Bases (*requires 2 ports*)

| 48 X 168                                 |   |                           |                     |                     |   |   |                         |
|--|---|---------------------------|---------------------|---------------------|---|---|-------------------------|
|  | TRADITIONAL or METAL<br>SQUARE BASE                                       | CAFE<br>METAL POST W/LEGS | BOW TIE BASE        | CANOE BASE          | V-CAPPED<br>PANEL BASE  | FLAT CAPPED<br>PANEL BASE   | RECTANGULAR<br>BOX BASE |
| OASIS MINI                               | BB<br>EL<br>EL + ER<br>OC<br>OC + EL + ER                                 | BB                        | BB                  | BB                  | BB  | BB  | BB                      |
| DPORT4<br>INTERACT                       | BB<br>EL<br>EL + ER<br>OC<br>OC + EL + ER                                 | BB                        | BB                  | BB                  | BB<br>EL<br>EL + ER<br>OC<br>OC + EL + ER                                 | BB<br>EL<br>EL + ER<br>OC<br>OC + EL + ER                                 | BB<br>OC                |
| DATA440                                  | BB<br>CL<br>CL + CR<br>EL<br>EL + ER<br>CL + EL + ER<br>CL + CR + EL + ER | BB                        | BB                  | BB                  | BB<br>CL<br>CL + CR<br>EL<br>EL + ER<br>CL + EL + ER<br>CL + CR + EL + ER | BB<br>CL<br>CL + CR<br>EL<br>EL + ER<br>CL + EL + ER<br>CL + CR + EL + ER | BB<br>EL<br>EL + ER     |
| GRMT                                     | BB<br>CL<br>CL + CR<br>EL<br>EL + ER<br>CL + EL + ER<br>CL + CR + EL + ER | BB                        | BB<br>EL<br>EL + ER | BB<br>EL<br>EL + ER | BB<br>CL<br>CL + CR<br>EL<br>EL + ER<br>CL + EL + ER<br>CL + CR + EL + ER | BB<br>CL<br>CL + CR<br>EL<br>EL + ER<br>CL + EL + ER<br>CL + CR + EL + ER | BB<br>EL<br>EL + ER     |
| INTP                                     | BB<br>CL<br>CL + CR<br>EL<br>EL + ER<br>CL + EL + ER<br>CL + CR + EL + ER | BB                        | BB                  | BB                  | BB<br>CL<br>CL + CR<br>EL<br>EL + ER<br>CL + EL + ER<br>CL + CR + EL + ER | BB<br>CL<br>CL + CR<br>EL<br>EL + ER<br>CL + EL + ER<br>CL + CR + EL + ER | BB<br>EL<br>EL + ER     |
| INTRFC1                                  | BB<br>EL<br>EL + ER<br>OC<br>OC + EL + ER                                 | BB                        | BB                  | BB                  | BB<br>EL<br>EL + ER<br>OC<br>OC + EL + ER                                 | BB<br>EL<br>EL + ER<br>OC<br>OC + EL + ER                                 | BB                      |
| PDCS                                     | BB<br>CL<br>CL + CR<br>EL<br>EL + ER<br>CL + EL + ER<br>CL + CR + EL + ER | BB                        | BB<br>EL<br>EL + ER | BB<br>EL<br>EL + ER | BB<br>CL<br>CL + CR<br>EL<br>EL + ER<br>CL + EL + ER<br>CL + CR + EL + ER | BB<br>CL<br>CL + CR<br>EL<br>EL + ER<br>CL + EL + ER<br>CL + CR + EL + ER | BB<br>EL<br>EL + ER     |
| VAULT-HOTEL<br>VAULT-TRAIN<br>VAULT-CONF | BB<br>EL<br>EL + ER<br>OC<br>OC + EL + ER                                 | BB                        | BB                  | BB                  | BB  | BB  | BB                      |

**Data Locations on this Page are for All 48 x 192 Tops:**  
**Rectangular, Arc Rectangular, Wave Rectangular, Racetrack and Boat-Shaped.**

- Choose from the Combination Available in the Chart Below
- The Total Number of Ports Required are in Parentheses
- For Exact Locations of Ports, See page 8

**OC** = On Center  
**EL** = End Left  
**ER** = End Right  
**CL** = Left of Center  
**CR** = Right of Center  
**ML** = Middle Left  
**MR** = Middle Right  
**BB** = Between Bases (*requires 2 ports*)

| 48 X 192  |   |   |   |   |               |   |                 |
|---|---|---|---|---|---------------|---|-----------------|
|   | RECTANGULAR BASE  | CYLINDER BASE   | HALF CYLINDER BASE<br>W/CB IN CENTER  | X BASE  | METAL BASE    | SINGLE POST BASE  | QUEEN-ANNE BASE |
| <b>OASIS MINI</b>                                 | CL or EL<br>CL + CR<br>EL + ER or ML + MR<br>CL + EL + ER<br>CL + ML + MR<br>CL + CR + EL + ER<br>CL + CR + ML + MR | BB<br>ML + MR   | BB<br>ML + MR   | BB<br>ML + MR   | BB<br>ML + MR | BB or EL or CL or OC<br>EL + ER or CL + CR<br>ML + MR or OC + EL + ER<br>OC + ML + MR<br>CL + EL + ER<br>CL + ML + MR<br>CL + CR + EL + ER<br>CL + CR + ML + MR | BB<br>ML + MR   |
| <b>DPOR4<br/>INTERACT</b>                         | CL or EL<br>CL + CR<br>EL + ER or ML + MR<br>CL + EL + ER<br>CL + ML + MR<br>CL + CR + EL + ER<br>CL + CR + ML + MR | BB<br>EL<br>EL + ER<br>OC<br>ML + MR<br>OC + EL + ER<br>OC + ML + MR  | BB<br>OC<br>ML + MR<br>OC + ML + MR   | BB<br>EL<br>EL + ER<br>OC<br>ML + MR<br>OC + EL + ER<br>OC + ML + MR  | BB<br>ML + MR | BB or EL or CL or OC<br>EL + ER or CL + CR<br>ML + MR or OC + EL + ER<br>OC + ML + MR<br>CL + EL + ER<br>CL + ML + MR<br>CL + CR + EL + ER<br>CL + CR + ML + MR | BB<br>ML + MR   |
| <b>DATA440</b>                                    | CL or EL<br>CL + CR<br>EL + ER or ML + MR<br>CL + EL + ER<br>CL + ML + MR<br>CL + CR + EL + ER<br>CL + CR + ML + MR | BB or CL or EL<br>CL + CR<br>EL + ER<br>ML + MR<br>CL + EL + ER<br>CL + ML + MR<br>CL + CR + EL + ER<br>CL + CR + ML + MR | BB or CL or EL<br>CL + CR<br>EL + ER<br>ML + MR<br>CL + EL + ER<br>CL + ML + MR<br>CL + CR + EL + ER<br>CL + CR + ML + MR | BB or CL or EL<br>CL + CR<br>EL + ER<br>ML + MR<br>CL + EL + ER<br>CL + ML + MR<br>CL + CR + EL + ER<br>CL + CR + ML + MR | BB<br>ML + MR | BB or CL or EL<br>CL + CR<br>EL + ER<br>ML + MR<br>CL + EL + ER<br>CL + ML + MR<br>CL + CR + EL + ER<br>CL + CR + ML + MR                                       | BB<br>ML + MR   |
| <b>GRMT</b>                                       | CL or EL<br>CL + CR<br>EL + ER or ML + MR<br>CL + EL + ER<br>CL + ML + MR<br>CL + CR + EL + ER<br>CL + CR + ML + MR | BB or CL or EL<br>CL + CR<br>EL + ER<br>ML + MR<br>CL + EL + ER<br>CL + ML + MR<br>CL + CR + EL + ER<br>CL + CR + ML + MR | BB or CL or EL<br>CL + CR<br>EL + ER<br>ML + MR<br>CL + EL + ER<br>CL + ML + MR<br>CL + CR + EL + ER<br>CL + CR + ML + MR | BB or CL or EL<br>CL + CR<br>EL + ER<br>ML + MR<br>CL + EL + ER<br>CL + ML + MR<br>CL + CR + EL + ER<br>CL + CR + ML + MR | BB<br>ML + MR | BB or CL or EL<br>CL + CR<br>EL + ER<br>ML + MR<br>CL + EL + ER<br>CL + ML + MR<br>CL + CR + EL + ER<br>CL + CR + ML + MR                                       | BB<br>ML + MR   |
| <b>INTP</b>                                       | CL or EL<br>CL + CR<br>EL + ER or ML + MR<br>CL + EL + ER<br>CL + ML + MR<br>CL + CR + EL + ER<br>CL + CR + ML + MR | BB or CL or EL<br>CL + CR<br>EL + ER<br>ML + MR<br>CL + EL + ER<br>CL + ML + MR<br>CL + CR + EL + ER<br>CL + CR + ML + MR | BB or CL or EL<br>CL + CR<br>EL + ER<br>ML + MR<br>CL + EL + ER<br>CL + ML + MR<br>CL + CR + EL + ER<br>CL + CR + ML + MR | BB or CL or EL<br>CL + CR<br>EL + ER<br>ML + MR<br>CL + EL + ER<br>CL + ML + MR<br>CL + CR + EL + ER<br>CL + CR + ML + MR | BB<br>ML + MR | BB or CL or EL<br>CL + CR<br>EL + ER<br>ML + MR<br>CL + EL + ER<br>CL + ML + MR<br>CL + CR + EL + ER<br>CL + CR + ML + MR                                       | BB<br>ML + MR   |
| <b>INTRFC1</b>                                    | CL or EL<br>CL + CR<br>EL + ER or ML + MR<br>CL + EL + ER<br>CL + ML + MR<br>CL + CR + EL + ER<br>CL + CR + ML + MR | BB<br>EL<br>EL + ER<br>OC<br>ML + MR<br>OC + EL + ER<br>OC + ML + MR  | BB<br>OC<br>ML + MR<br>OC + ML + MR   | BB<br>EL + ER<br>OC<br>ML + MR<br>OC + EL + ER<br>OC + ML + MR  | BB<br>ML + MR | BB or EL or CL or OC<br>EL + ER or CL + CR<br>ML + MR or OC + EL + ER<br>OC + ML + MR<br>CL + EL + ER<br>CL + ML + MR<br>CL + CR + EL + ER<br>CL + CR + ML + MR | BB<br>ML + MR   |
| <b>PDCS</b>                                       | CL or EL<br>CL + CR<br>EL + ER or ML + MR<br>CL + EL + ER<br>CL + ML + MR<br>CL + CR + EL + ER<br>CL + CR + ML + MR | BB or CL or EL<br>CL + CR<br>EL + ER or ML + MR<br>CL + EL + ER<br>CL + ML + MR<br>CL + CR + EL + ER<br>CL + CR + ML + MR | BB or CL or EL<br>CL + CR<br>EL + ER or ML + MR<br>CL + EL + ER<br>CL + ML + MR<br>CL + CR + EL + ER<br>CL + CR + ML + MR | BB or CL or EL<br>CL + CR<br>EL + ER or ML + MR<br>CL + EL + ER<br>CL + ML + MR<br>CL + CR + EL + ER<br>CL + CR + ML + MR | BB<br>ML + MR | BB or CL or EL<br>CL + CR<br>EL + ER or ML + MR<br>CL + EL + ER<br>CL + ML + MR<br>CL + CR + EL + ER<br>CL + CR + ML + MR                                       | BB<br>ML + MR   |
| <b>VAULT-HOTEL<br/>VAULT-TRAIN<br/>VAULT-CONF</b> | CL or EL<br>CL + CR<br>EL + ER or ML + MR<br>CL + EL + ER<br>CL + ML + MR<br>CL + CR + EL + ER<br>CL + CR + ML + MR | BB<br>EL<br>EL + ER<br>OC<br>OC + EL + ER   | BB<br>OC<br>ML + MR<br>OC + ML + MR   | BB<br>ML + MR   | BB<br>ML + MR | BB or EL or CL or OC<br>EL + ER or CL + CR<br>ML + MR or OC + EL + ER<br>OC + ML + MR<br>CL + EL + ER<br>CL + ML + MR<br>CL + CR + EL + ER<br>CL + CR + ML + MR | BB<br>ML + MR   |

**Data Locations on this Page are for All 48 x 192 Tops:  
 Rectangular, Arc Rectangular, Wave Rectangular, Racetrack and Boat-Shaped.**

- Choose from the Combination Available in the Chart Below
- The Total Number of Ports Required are in Parentheses
- For Exact Locations of Ports, See page 8

**OC** = On Center  
**EL** = End Left  
**ER** = End Right  
**CL** = Left of Center  
**CR** = Right of Center  
**ML** = Middle Left  
**MR** = Middle Right  
**BB** = Between Bases *(requires 2 ports)*

| 48 X 192                                 |   |                           |                                |                                |   |   |                                |
|--|---|---------------------------|--------------------------------|--------------------------------|---|---|--------------------------------|
|  | TRADITIONAL or METAL<br>SQUARE BASE   | CAFE<br>METAL POST W/LEGS | BOW TIE BASE                   | CANOE BASE                     | V-CAPPED<br>PANEL BASE  | FLAT CAPPED<br>PANEL BASE   | RECTANGULAR<br>BOX BASE        |
| OASIS MINI                               | BB<br>EL<br>EL + ER<br>OC<br>ML + MR<br>OC + EL + ER<br>OC + ML + MR  | BB                        | BB<br>ML + MR                  | BB<br>ML + MR                  | BB<br>ML + MR   | BB<br>ML + MR   | BB<br>ML + MR                  |
| DPORT4<br>INTERACT                       | BB<br>EL<br>EL + ER<br>OC<br>ML + MR<br>OC + EL + ER<br>OC + ML + MR  | BB                        | BB<br>ML + MR                  | BB<br>ML + MR                  | BB<br>EL<br>EL + ER<br>OC<br>ML + MR<br>OC + EL + ER  | BB<br>EL<br>EL + ER<br>OC<br>ML + MR<br>OC + EL + ER  | BB<br>ML + MR<br>OC            |
| DATA440                                  | BB or CL or EL<br>CL + CR<br>EL + ER<br>ML + MR<br>CL + EL + ER<br>CL + ML + MR<br>CL + CR + EL + ER<br>CL + CR + ML + MR | BB                        | BB<br>ML + MR                  | BB<br>ML + MR                  | BB or CL or EL<br>CL + CR<br>EL + ER<br>ML + MR<br>CL + EL + ER<br>CL + ML + MR<br>CL + CR + EL + ER<br>CL + CR + ML + MR | BB or CL or EL<br>CL + CR<br>EL + ER<br>ML + MR<br>CL + EL + ER<br>CL + ML + MR<br>CL + CR + EL + ER<br>CL + CR + ML + MR | BB<br>EL<br>EL + ER<br>ML + MR |
| GRMT                                     | BB or CL or EL<br>CL + CR<br>EL + ER<br>ML + MR<br>CL + EL + ER<br>CL + ML + MR<br>CL + CR + EL + ER<br>CL + CR + ML + MR | BB                        | BB<br>EL<br>EL + ER<br>ML + MR | BB<br>EL<br>EL + ER<br>ML + MR | BB or CL or EL<br>CL + CR<br>EL + ER<br>ML + MR<br>CL + EL + ER<br>CL + ML + MR<br>CL + CR + EL + ER<br>CL + CR + ML + MR | BB or CL or EL<br>CL + CR<br>EL + ER<br>ML + MR<br>CL + EL + ER<br>CL + ML + MR<br>CL + CR + EL + ER<br>CL + CR + ML + MR | BB<br>EL<br>EL + ER<br>ML + MR |
| INTP                                     | BB or CL or EL<br>CL + CR<br>EL + ER<br>ML + MR<br>CL + EL + ER<br>CL + ML + MR<br>CL + CR + EL + ER<br>CL + CR + ML + MR | BB                        | BB<br>ML + MR                  | BB<br>ML + MR                  | BB or CL or EL<br>CL + CR<br>EL + ER<br>ML + MR<br>CL + EL + ER<br>CL + ML + MR<br>CL + CR + EL + ER<br>CL + CR + ML + MR | BB or CL or EL<br>CL + CR<br>EL + ER<br>ML + MR<br>CL + EL + ER<br>CL + ML + MR<br>CL + CR + EL + ER<br>CL + CR + ML + MR | BB<br>EL<br>EL + ER<br>ML + MR |
| INTRFC1                                  | BB or EL<br>EL + ER<br>OC<br>ML + MR<br>OC + EL + ER<br>OC + ML + MR  | BB                        | BB<br>ML + MR                  | BB<br>ML + MR                  | BB<br>EL<br>EL + ER<br>OC<br>ML + MR<br>OC + EL + ER  | BB<br>EL<br>EL + ER<br>OC<br>ML + MR<br>OC + EL + ER  | BB<br>ML + MR                  |
| PDCS                                     | BB or CL or EL<br>CL + CR<br>EL + ER<br>ML + MR<br>CL + EL + ER<br>CL + ML + MR<br>CL + CR + EL + ER<br>CL + CR + ML + MR | BB                        | BB<br>EL<br>EL + ER<br>ML + MR | BB<br>EL<br>EL + ER<br>ML + MR | BB or CL or EL<br>CL + CR<br>EL + ER<br>ML + MR<br>CL + EL + ER<br>CL + ML + MR<br>CL + CR + EL + ER<br>CL + CR + ML + MR | BB or CL or EL<br>CL + CR<br>EL + ER<br>ML + MR<br>CL + EL + ER<br>CL + ML + MR<br>CL + CR + EL + ER<br>CL + CR + ML + MR | BB<br>EL<br>EL + ER<br>ML + MR |
| VAULT-HOTEL<br>VAULT-TRAIN<br>VAULT-CONF | BB<br>EL<br>EL + ER<br>OC<br>ML + MR<br>OC + EL + ER<br>OC + ML + MR  | BB                        | BB<br>ML + MR                  | BB<br>ML + MR                  | BB<br>ML + MR   | BB<br>ML + MR   | BB<br>ML + MR                  |



# Aura<sup>TM</sup>

## Conference Collection

### How to Order

|              | QTY | MODEL NO.  | DESCRIPTION |     |
|--------------|-----|------------|-------------|-----|
| <b>TOPS</b>  | 1   | 92-48120AT | Finish      | AC  |
|              |     |            | Top Surface | W   |
|              |     |            | Veneer      | STD |
|              |     |            | Edge        | Z   |
| <b>BASES</b> | 3   | 01-2020CB  | Finish      | AC  |
| <b>DATA</b>  | 2   | 1-INTP     | Location    | BB  |



### Specifications



#### veneer

Choose from premium veneer or select veneer on exposed surfaces in Cherry, Maple, or American Black Walnut. These<sup>TM</sup> veneers are carefully selected and matched to assure proper balance and consistency.

#### tops

Wood veneer tops are 5-ply balanced construction and high pressure laminate tops are 3-ply balanced construction. Tops are 1 3/8" thick with solid hardwood rims. All buffets, credenzas, serving carts, video cabinets, and storage/wardrobe cabinets are shaped on user side only. Grain direction runs left to right unless otherwise noted.

#### chassis construction

Tops and end panels are securely fastened using high quality European fastening systems to assure maximum strength. All units are equipped with heavy-duty, adjustable glides to ensure proper leveling and compensation for uneven floors.

#### drawers

All drawer fronts are standard with elegant vertically matched veneer faces. Drawers feature 5-sided construction with 3/4" 3-ply fronts, 7/16" thick hardwood sides and 5/8" hardboard bottoms. Units with 36" wide file drawers feature 1/4" thick drawer bottoms for maximum storage strength. Drawer interiors are sanded, sealed, and finished to provide for a smooth, quality feel and appearance.

#### drawer suspension

File drawers and box drawers feature high quality, black progressive full extension slides with precision steel ball bearings to ensure a smooth, quiet operation. All suspensions have a lifetime warranty.

#### filing hardware

All file drawers are standard with custom fitted filing systems designed to accommodate a variety of filing requirements. Storage cabinet file drawers provide legal filing front to back, and legal or letter filing side to side.

#### locking


All units with file drawers feature locking. Removable lock cylinders allow for units to be re-keyed at a later date if required. Units are shipped randomly keyed as standard. Lock cores match pull color.

#### finish

Aura Conference features Ultra-Violet matte finish on all exposed surfaces by utilizing roll-coat UV technology. Our durable UVAdvantage<sup>®</sup> finish makes surfaces less likely to be damaged by abrasions, scratches, water, alcohol, stains, and common chemicals. Our UVAdvantage<sup>®</sup> finish magnifies the beauty of our wood finishes and reduces the darkening, aging, and yellowing process of wood furniture that naturally occurs over time. Once cured by UV lighting, our UVAdvantage<sup>®</sup> finish does not emit irritable toxins, formaldehyde, or solvents into the air creating a safe work environment within new furniture installations. This process has allowed us to achieve third party certification for Indoor Air Quality. Additionally our UVAdvantage<sup>®</sup> finish greatly reduces hazardous air pollutants which contribute to smog formation, and our UVAdvantage<sup>®</sup> finish is recaptured over and over again reducing waste materials. Automated production technology eliminates exposure to sprayed chemicals in our factories. High gloss UVAdvantage<sup>®</sup> finish available on request.

# Finish Options

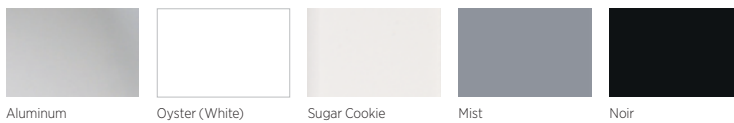
## WOOD VENEER (W) OR LAMINATE (P) TOPS AND WOOD VENEER (W) BASES - MUST SPECIFY



Available in High Pressure Laminate Tops on Veneer Chassis. (P)

For laminate base options, see Niche.


## METAL FRAME OPTIONS



# Edge Options



# Pull Options



## COORDINATING PRODUCTS

Aura Conference offers options to coordinate with Madera, Gesso, Encompass, and Revolutions Casegoods and Aura Reception.

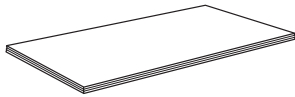


**INTERIOR DRAWER DIMENSIONS**

## AURA 9200 INTERIOR DRAWER DIMENSIONS

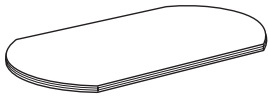
| Item                    | Drawers | W                                | L                              | D                               |
|-------------------------|---------|----------------------------------|--------------------------------|---------------------------------|
| 92-2472BFD<br>92-2436SV | Box     | 14 <sup>17</sup> / <sub>32</sub> | 19 <sup>1</sup> / <sub>4</sub> | 3 <sup>21</sup> / <sub>32</sub> |
| 92-2436BF<br>92-2472BF  | Box     | 32 <sup>9</sup> / <sub>16</sub>  | 19 <sup>1</sup> / <sub>4</sub> | 3 <sup>21</sup> / <sub>32</sub> |
| 92-2472SBF              | Box     | 14 <sup>17</sup> / <sub>32</sub> | 19 <sup>1</sup> / <sub>4</sub> | 3 <sup>21</sup> / <sub>32</sub> |
|                         | Box     | 32 <sup>9</sup> / <sub>16</sub>  | 19 <sup>1</sup> / <sub>4</sub> | 3 <sup>21</sup> / <sub>32</sub> |

**AURA™ 9200 CONFERENCE SERIES**

| Item  | Model No.                     | W   | D  | H      | K | R | Ship Wt | Cubic Ft | List Price                        |  |
|---|-------------------------------|-----|----|--------|---|---|---------|----------|-----------------------------------|--|
| <b>RECTANGULAR CONFERENCE TOPS</b><br> | 92-48192RT<br>16 Ft - 2 Piece | 192 | 48 | 1 3/16 | — | — | 375     | 15.5     | P\$ 5061<br>W\$ 6328<br>PV\$ 7404 |  |
|   | 92-48168RT<br>14 Ft - 2 Piece | 168 | 48 | 1 3/16 | — | — | 325     | 13.6     | P\$ 4992<br>W\$ 5907<br>PV\$ 6912 |  |
|   | 92-48144RT<br>12 Ft - 2 Piece | 144 | 48 | 1 3/16 | — | — | 275     | 12.3     | P\$ 4218<br>W\$ 4920<br>PV\$ 5756 |  |
|   | 92-48120RT<br>10 Ft - 2 Piece | 120 | 48 | 1 3/16 | — | — | 225     | 10.3     | P\$ 3796<br>W\$ 4359<br>PV\$ 5100 |  |
|   | 92-4296RT<br>8 Ft - 1 Piece   | 96  | 42 | 1 3/16 | — | — | 180     | 9.4      | P\$ 2883<br>W\$ 3305<br>PV\$ 3867 |  |
|   | 92-3672RT<br>6 Ft - 1 Piece   | 72  | 36 | 1 3/16 | — | — | 100     | 6.2      | P\$ 1927<br>W\$ 2249<br>PV\$ 2631 |  |

**Description**

- Grain Runs the Width of the Table
- Heavy Duty Ganging Mechanisms Connect 2 Piece Tops
- See Conference Bases for Number of Bases Required

|   |                               |     |    |        |   |   |     |      |                                   |
|---|-------------------------------|-----|----|--------|---|---|-----|------|-----------------------------------|
| <b>ARC RECTANGULAR CONFERENCE TOPS</b><br> | 92-48192AR<br>16 Ft - 2 Piece | 192 | 48 | 1 3/16 | — | — | 375 | 15.5 | P\$ 5764<br>W\$ 7030<br>PV\$ 8226 |
|   | 92-48168AR<br>14 Ft - 2 Piece | 168 | 48 | 1 3/16 | — | — | 325 | 13.6 | P\$ 5764<br>W\$ 6677<br>PV\$ 7813 |
|   | 92-48144AR<br>12 Ft - 2 Piece | 144 | 48 | 1 3/16 | — | — | 275 | 12.3 | P\$ 4851<br>W\$ 5555<br>PV\$ 6499 |
|   | 92-48120AR<br>10 Ft - 2 Piece | 120 | 48 | 1 3/16 | — | — | 225 | 10.3 | P\$ 4569<br>W\$ 5133<br>PV\$ 6004 |
|   | 92-4296AR<br>8 Ft - 1 Piece   | 96  | 42 | 1 3/16 | — | — | 180 | 9.4  | P\$ 3445<br>W\$ 3867<br>PV\$ 4523 |
|   | 92-3672AR<br>6 Ft - 1 Piece   | 72  | 36 | 1 3/16 | — | — | 100 | 6.2  | P\$ 2249<br>W\$ 2574<br>PV\$ 3011 |

**Description**

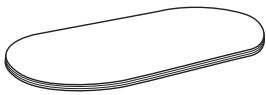
- Grain Runs the Width of the Table
- Heavy Duty Ganging Mechanisms Connect 2 Piece Tops
- See Conference Bases for Number of Bases Required

For ordering options including laminate availability, see back of Aura identification card at the beginning of section.

For complete base descriptions, see pages 26-31.

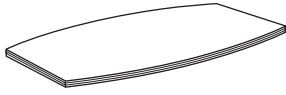
For data options, see pages 32-36.

For data location options, see pages 7-19.

| Item  | Model No.                     | W   | D  | H                              | K | R | Ship Wt | Cubic Ft | List Price                        |
|---|-------------------------------|-----|----|--------------------------------|---|---|---------|----------|-----------------------------------|
|  RACETRACK CONFERENCE TOPS | 92-48192AT<br>16 Ft - 2 Piece | 192 | 48 | 1 <sup>3</sup> / <sub>16</sub> | — | — | 375     | 15.5     | P\$ 6608<br>W\$ 7875<br>PV\$ 9215 |
|   | 92-48168AT<br>14 Ft - 2 Piece | 168 | 48 | 1 <sup>3</sup> / <sub>16</sub> | — | — | 325     | 13.6     | P\$ 6468<br>W\$ 7384<br>PV\$ 8639 |
|   | 92-48144AT<br>12 Ft - 2 Piece | 144 | 48 | 1 <sup>3</sup> / <sub>16</sub> | — | — | 275     | 12.3     | P\$ 5485<br>W\$ 6186<br>PV\$ 7238 |
|   | 92-48120AT<br>10 Ft - 2 Piece | 120 | 48 | 1 <sup>3</sup> / <sub>16</sub> | — | — | 225     | 10.3     | P\$ 5061<br>W\$ 5623<br>PV\$ 6579 |
|   | 92-4296AT<br>8 Ft - 1 Piece   | 96  | 42 | 1 <sup>3</sup> / <sub>16</sub> | — | — | 180     | 9.4      | P\$ 3656<br>W\$ 4079<br>PV\$ 4773 |
|   | 92-3672AT<br>6 Ft - 1 Piece   | 72  | 36 | 1 <sup>3</sup> / <sub>16</sub> | — | — | 100     | 6.2      | P\$ 2628<br>W\$ 2952<br>PV\$ 3454 |

**Description**

- Grain Runs the Width of the Table
- Heavy Duty Ganging Mechanisms Connect 2 Piece Tops
- See Conference Bases for Number of Bases Required

|   |                               |     |    |                                |   |   |     |      |                                   |
|---|-------------------------------|-----|----|--------------------------------|---|---|-----|------|-----------------------------------|
|  BOAT - SHAPED CONFERENCE TOPS | 92-48192BT<br>16 Ft - 2 Piece | 192 | 48 | 1 <sup>3</sup> / <sub>16</sub> | — | — | 375 | 15.5 | P\$ 6608<br>W\$ 7875<br>PV\$ 9215 |
|   | 92-48168BT<br>14 Ft - 2 Piece | 168 | 48 | 1 <sup>3</sup> / <sub>16</sub> | — | — | 325 | 13.6 | P\$ 6468<br>W\$ 7384<br>PV\$ 8639 |
|   | 92-48144BT<br>12 Ft - 2 Piece | 144 | 48 | 1 <sup>3</sup> / <sub>16</sub> | — | — | 275 | 12.3 | P\$ 5485<br>W\$ 6186<br>PV\$ 7238 |
|   | 92-48120BT<br>10 Ft - 2 Piece | 120 | 48 | 1 <sup>3</sup> / <sub>16</sub> | — | — | 225 | 10.3 | P\$ 5061<br>W\$ 5623<br>PV\$ 6579 |
|   | 92-4296BT<br>8 Ft - 1 Piece   | 96  | 42 | 1 <sup>3</sup> / <sub>16</sub> | — | — | 180 | 9.4  | P\$ 3656<br>W\$ 4079<br>PV\$ 4773 |
|   | 92-3672BT<br>6 Ft - 1 Piece   | 72  | 36 | 1 <sup>3</sup> / <sub>16</sub> | — | — | 100 | 6.2  | P\$ 2628<br>W\$ 2952<br>PV\$ 3454 |

**Description**

- Grain Runs the Width of the Table
- Heavy Duty Ganging Mechanisms Connect 2 Piece Tops
- See Conference Bases for Number of Bases Required

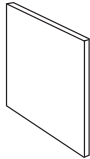
For ordering options including laminate availability, see back of Aura identification card at the beginning of section.

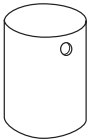
For complete base descriptions, see pages 26-31.

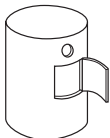
For data options, see pages 32-36.

For data location options, see pages 7-19.

**AURA™ 9200 CONFERENCE SERIES**

| Item   | Model No.                                 | W          | D          | H           | K           | R           | Ship Wt     | Cubic Ft | List Price         |
|--|---|------------|------------|-------------|-------------|-------------|-------------|----------|--------------------|
| RECTANGULAR BASE   | 01-2428RBV<br>For Tables 48" Wide         | 24         | 2          | 28½         | —           | —           | 34          | 2.7      | \$ 689<br>PV\$ 807 |
|  | 01-2028RBV<br>For Tables 42" Wide or Less | 20         | 2          | 28½         | —           | —           | 28          | 2.3      | \$ 646<br>PV\$ 756 |
|                     |   |            |            |             |             |             |             |          |                    |
| <b>Description</b>   |   |            |            |             |             |             |             |          |                    |
| <ul style="list-style-type: none"> <li>Veneer Panel Base</li> <li>Stretchers are included</li> </ul> |   |            |            |             |             |             |             |          |                    |
|  |   | <b>72"</b> | <b>96"</b> | <b>120"</b> | <b>144"</b> | <b>168"</b> | <b>192"</b> |          |                    |
| <b>Number of Bases Required</b>  |   | 2          | 2          | 3           | 3           | 3           | 3           | 3        | 5                  |

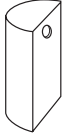
| Item  | Model No.                                   | W          | D          | H           | K           | R           | Ship Wt     | Cubic Ft | List Price          |
|---|---|------------|------------|-------------|-------------|-------------|-------------|----------|---------------------|
| CYLINDER BASE   | 01-2020CB<br>For Tables 42" Wide or Greater | 20         | 20         | 28½         | —           | —           | 136         | 10.9     | \$ 977<br>PV\$ 1142 |
|   | 01-1616CB<br>For Tables 36" Wide or Less    | 16         | 16         | 28½         | —           | —           | 101         | 7.2      | \$ 892<br>PV\$ 1044 |
|    |   |            |            |             |             |             |             |          |                     |
| <b>Description</b>  |   |            |            |             |             |             |             |          |                     |
| <ul style="list-style-type: none"> <li>Veneer Cylinder Base</li> <li>Weighted for Stability</li> <li>2 Wire Management Grommets Standard at Top with 8" Opening Standard in Bottom</li> </ul> |   |            |            |             |             |             |             |          |                     |
| <b>Options: Specify &amp; Add</b>   |   |            |            |             |             |             |             |          |                     |
| GCBIS   | Optional Grommet Top Edge (1)               |            |            |             |             |             |             |          | \$ N/C              |
| NOGC  | Optional No Grommets At Top Edges           |            |            |             |             |             |             |          | \$ N/C              |
|   |   | <b>72"</b> | <b>96"</b> | <b>120"</b> | <b>144"</b> | <b>168"</b> | <b>192"</b> |          |                     |
| <b>Number of Bases Required</b>   |   | 2          | 2          | 3           | 3           | 3           | 3           | 3        | 3                   |

| Item   | Model No.                                    | W          | D          | H           | K           | R           | Ship Wt     | Cubic Ft | List Price           |
|--|--|------------|------------|-------------|-------------|-------------|-------------|----------|----------------------|
| CYLINDER BASE WITH DOOR  | 01-2020CBD<br>For Tables 42" Wide or Greater | 20         | 20         | 28½         | —           | —           | 136         | 10.9     | \$ 1327<br>PV\$ 1553 |
|  | 01-1616CBD<br>For Tables 36" Wide            | 16         | 16         | 28½         | —           | —           | 101         | 7.2      | \$ 1135<br>PV\$ 1328 |
|   |  |            |            |             |             |             |             |          |                      |
| <b>Description</b>   |  |            |            |             |             |             |             |          |                      |
| <ul style="list-style-type: none"> <li>Veneer Cylinder Base</li> <li>Weighted for Stability</li> <li>Access Door</li> <li>2 Wire Management Grommets Standard at Top with 8" Opening Standard in Bottom</li> </ul> |  |            |            |             |             |             |             |          |                      |
| <b>Options: Specify &amp; Add</b>  |  |            |            |             |             |             |             |          |                      |
| GCBIS  | Optional Grommet Top Edge (1)                |            |            |             |             |             |             |          | \$ N/C               |
| NOGC   | Optional No Grommets At Top Edges            |            |            |             |             |             |             |          | \$ N/C               |
|  |  | <b>72"</b> | <b>96"</b> | <b>120"</b> | <b>144"</b> | <b>168"</b> | <b>192"</b> |          |                      |
| <b>Number of Bases Required</b>  |  | 2          | 2          | 3           | 3           | 3           | 3           | 3        | 3                    |

For ordering options, see back of Aura identification card at the beginning of section.

For data options, see pages 32-36.

| Item                 | Model No. | W  | D  | H   | K | R | Ship Wt | Cubic Ft | List Price           |
|----------------------|-----------|----|----|-----|---|---|---------|----------|----------------------|
| HALF - CYLINDER BASE | 01-2010HB | 20 | 10 | 28½ | — | — | 83      | 5.8      | \$ 1291<br>PV\$ 1511 |


**Description**

- Veneer Half Cylinder Base
- Weighted for Stability
- 1 Wire Management Grommet Standard at Top with 8" Opening Standard in Bottom

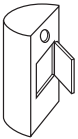
**Options: Specify & Add**

|      |                                   |    |     |
|------|-----------------------------------|----|-----|
| NOGC | Optional No Grommets At Top Edges | \$ | N/C |
|------|-----------------------------------|----|-----|

|                                 | 72" | 96" | 120" | 144" | 168" | 192" |
|---------------------------------|-----|-----|------|------|------|------|
| <b>Number of Bases Required</b> | 2   | 2   | 2+CB | 2+CB | 2+CB | 2+CB |

NOTE: Tables 120" and Larger Require a Cylinder Base in the Center, See Page 26

| Item                         | Model No.  | W  | D  | H   | K | R | Ship Wt | Cubic Ft | List Price           |
|------------------------------|------------|----|----|-----|---|---|---------|----------|----------------------|
| HALF CYLINDER BASE WITH DOOR | 01-2010HBD | 20 | 10 | 28½ | — | — | 83      | 5.5      | \$ 1551<br>PV\$ 1814 |


**Description**

- Veneer Half Cylinder Base
- Weighted for Stability
- Access Door
- Grommet Standard in Bottom
- 1 Wire Management Grommet Standard at Top with 8" Opening Standard in Bottom

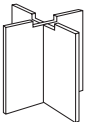
**Options: Specify & Add**

|      |                                   |    |     |
|------|-----------------------------------|----|-----|
| NOGC | Optional No Grommets At Top Edges | \$ | N/C |
|------|-----------------------------------|----|-----|

|                                 | 72" | 96" | 120" | 144" | 168" | 192" |
|---------------------------------|-----|-----|------|------|------|------|
| <b>Number of Bases Required</b> | 2   | 2   | 2+CB | 2+CB | 2+CB | 2+CB |

NOTE: Tables 120" and Larger Require a Cylinder Base in the Center, See Page 26

| Item     | Model No.                   | W  | D  | H   | K | R | Ship Wt | Cubic Ft | List Price |
|----------|-----------------------------|----|----|-----|---|---|---------|----------|------------|
| "X" BASE | 01-3030XBV                  | 30 | 30 | 28½ | — | — | 88      | 2.6      | \$ 717     |
|          | For 48" Wide Tables         |    |    |     |   |   |         |          | PV\$ 839   |
| "X" BASE | 01-2424XBV                  | 24 | 24 | 28½ | — | — | 70      | 2.4      | \$ 675     |
|          | For Tables 42" Wide or Less |    |    |     |   |   |         |          | PV\$ 789   |


**Description**

- Veneer X Base
- Shipped KD - Some Assembly Required

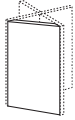
|                                 | 72" | 96" | 120" | 144" | 168" | 192" |
|---------------------------------|-----|-----|------|------|------|------|
| <b>Number of Bases Required</b> | 2   | 2   | 3    | 3    | 3    | 3    |

For ordering options, see back of Aura identification card at the beginning of section.

For data options, see pages 32-36.

**AURA™ 9200 CONFERENCE SERIES**

| Item                 | Model No. | W  | D | H   | K | R | Ship Wt | Cubic Ft | List Price         |
|----------------------|-----------|----|---|-----|---|---|---------|----------|--------------------|
| "X" BASE VENEER DOOR | 01-1628WM | 16 | ¾ | 28½ | — | — | 25      | 1.6      | \$ 421<br>PV\$ 492 |


**Description**

- Veneer Wire Management door
- For Use with X Base
- Hinges to Conference Top

| METAL BASE | Model No.              | W  | D  | H   | K | R | Ship Wt | Cubic Ft | List Price |
|------------|------------------------|----|----|-----|---|---|---------|----------|------------|
|            | 01-0400MBB<br>Black    | 32 | 32 | 27¾ | — | — | 32      | 3.2      | \$ 632     |
|            | 01-0400MBA<br>Aluminum | 32 | 32 | 27¾ | — | — | 32      | 3.2      | \$ 632     |

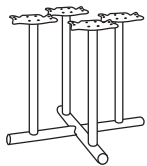

 Open  
 Market  
 Only

**Description**

- Shipped KD - Some Assembly Required

|                                 | 72" | 96" | 120" | 144" | 168" | 192" |
|---------------------------------|-----|-----|------|------|------|------|
| <b>Number of Bases Required</b> | 2   | 2   | 3    | 3    | 3    | 3    |

| METAL BASE | Model No.              | W  | D  | H   | K | R | Ship Wt | Cubic Ft | List Price |
|------------|------------------------|----|----|-----|---|---|---------|----------|------------|
|            | 01-0404MBB<br>Black    | 36 | 36 | 27¾ | — | — | 35      | 3.0      | \$ 941     |
|            | 01-0404MBA<br>Aluminum | 36 | 36 | 27¾ | — | — | 35      | 3.0      | \$ 941     |


**Description**

- Shipped KD - Some Assembly Required

|                                 | 72" | 96" | 120" | 144" | 168" | 192" |
|---------------------------------|-----|-----|------|------|------|------|
| <b>Number of Bases Required</b> | 2   | 2   | 3    | 3    | 3    | 3    |

| SINGLE METAL POST BASE | Model No. | W | D | H   | K | R | Ship Wt | Cubic Ft | List Price |
|------------------------|-----------|---|---|-----|---|---|---------|----------|------------|
|                        | 01-0004LG | 4 | 4 | 28¼ | — | — | 10      | 0.8      | \$ 249     |


 Open  
 Market  
 Only

**Description**

- Metal Post Base
- Must Specify Black or Aluminum

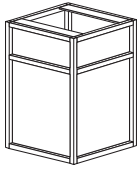
|                                 | 72" | 96" | 120" | 144" | 168" | 192" |
|---------------------------------|-----|-----|------|------|------|------|
| <b>Number of Bases Required</b> | 4   | 4   | 6    | 6    | 6    | 8    |

For ordering options, see back of Aura identification card at the beginning of section.

For data options, see pages 32-36.

| Item | Model No. | W | D | H | K | R | Ship Wt | Cubic Ft | List Price |
|------|-----------|---|---|---|---|---|---------|----------|------------|
|------|-----------|---|---|---|---|---|---------|----------|------------|

| SQUARE METAL BASE | Wood        | Laminate   |    |    |     |   |   |    |     |
|-------------------|-------------|------------|----|----|-----|---|---|----|-----|
|                   | 01-2020MSBV | 01-2020MSB | 20 | 20 | 28½ | — | — | 70 | 8.4 |


**Description**

- Metal Frame Base with Veneer or Laminate Inserts
- Select From 5 Powdercoat Finishes
- Touch Latch Hinged Door
- Optional Wire Management Grommets at the Top with Fully Open Bottom
- Adjustable Levelers

**Options: Specify & Add**

|       |                                 |    |     |
|-------|---------------------------------|----|-----|
| GCB1S | Optional Grommet Top Edge (1)   | \$ | N/C |
| GCB2S | Optional Grommets Top Edges (2) | \$ | N/C |

|                                 | 72" | 96" | 120" | 144" | 168" | 192" |
|---------------------------------|-----|-----|------|------|------|------|
| <b>Number of Bases Required</b> | 2   | 2   | 3    | 3    | 3    | 3    |

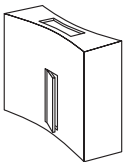
| METAL CAFÉ BASE | 01-3128MAB | 30½ | 30½ | 28¾ | — | — | 13 | 17.8 | \$ 1205 |
|-----------------|------------|-----|-----|-----|---|---|----|------|---------|
|-----------------|------------|-----|-----|-----|---|---|----|------|---------|


**Description**

- Metal Column with Four Legs
- Select From 5 Powdercoat Finishes
- Adjustable Levelers

|                                 | 72" | 96" | 120" | 144" | 168" | 192" |
|---------------------------------|-----|-----|------|------|------|------|
| <b>Number of Bases Required</b> | 2   | 2   | NA   | NA   | NA   | NA   |

| BOW TIE BASE | 01-1222TS               | 22 | 12 | 28½ | —   | — | 30 | 5.8 | \$ 2255<br>PV\$ 2637 |
|--------------|-------------------------|----|----|-----|-----|---|----|-----|----------------------|
|              | 01-1222TSD<br>With Door |    | 22 | 12  | 28½ | — | —  | 30  | 5.8                  |



Shown With Door

**Description**

- 4" Wire Management Opening in the Bottom
- Models with Doors Have a 18" H x 6" W Opening
- Adjustable Levelers

**Options: Specify & Add**

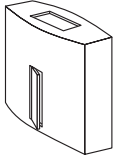
|       |                                 |    |     |
|-------|---------------------------------|----|-----|
| GCB1S | Optional Grommet Top Edge (1)   | \$ | N/C |
| GCB2S | Optional Grommets Top Edges (2) | \$ | N/C |

|                                 | 72" | 96" | 120" | 144" | 168" | 192" |
|---------------------------------|-----|-----|------|------|------|------|
| <b>Number of Bases Required</b> | 2   | 2   | 3    | 3    | 3    | 3    |

For ordering options, see back of Aura identification card at the beginning of section.

For data options, see pages 32-36.

| Item       | Model No.  | W  | D  | H   | K | R | Ship Wt | Cubic Ft | List Price |
|------------|------------|----|----|-----|---|---|---------|----------|------------|
| CANOE BASE | 01-1222CS  | 22 | 12 | 28½ | — | — | 27      | 5.8      | \$ 2255    |
|            |            |    |    |     |   |   |         |          | PV\$ 2637  |
|            | 01-1222CSD | 22 | 12 | 28½ | — | — | 27      | 5.8      | \$ 2617    |
|            |            |    |    |     |   |   |         |          | PV\$ 3061  |



Shown With Door

**Description**

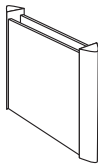
- 6" Wire Management Opening in the Bottom
- Models with Doors Have a 18" H x 6" W Opening
- Adjustable Levelers

**Options: Specify & Add**

|       |                                 |    |     |
|-------|---------------------------------|----|-----|
| GCBIS | Optional Grommet Top Edge (1)   | \$ | N/C |
| GCB2S | Optional Grommets Top Edges (2) | \$ | N/C |

|                                 | 72" | 96" | 120" | 144" | 168" | 192" |
|---------------------------------|-----|-----|------|------|------|------|
| <b>Number of Bases Required</b> | 2   | 2   | 3    | 3    | 3    | 3    |

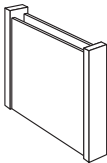
|                     |             |     |   |     |   |   |    |     |           |
|---------------------|-------------|-----|---|-----|---|---|----|-----|-----------|
| V-CAPPED PANEL BASE | 01-0430VPBV | 30½ | 4 | 27¾ | — | — | 28 | 3.5 | \$ 1372   |
|                     |             |     |   |     |   |   |    |     | PV\$ 1605 |


**Description**

- Metal V-Cap Accents Veneer Panel Base
- Select From 5 Powdercoat Finishes
- 3" Wire Access Across the Top
- Fully Open for Wire Management at the Bottom
- Adjustable Levelers

|                                 | 72" | 96" | 120" | 144" | 168" | 192" |
|---------------------------------|-----|-----|------|------|------|------|
| <b>Number of Bases Required</b> | 2   | 2   | 3    | 3    | 3    | 5    |

|                        |             |     |   |     |   |   |    |     |           |
|------------------------|-------------|-----|---|-----|---|---|----|-----|-----------|
| FLAT-CAPPED PANEL BASE | 01-0427FPBV | 27¾ | 4 | 27¾ | — | — | 31 | 3.5 | \$ 1407   |
|                        |             |     |   |     |   |   |    |     | PV\$ 1645 |


**Description**

- Metal Flat-Cap Accents Panel Base
- Select From 5 Powdercoat Finishes
- 3" Wire Access Across the Top
- Fully Open for Wire Management at the Bottom
- Adjustable Levelers

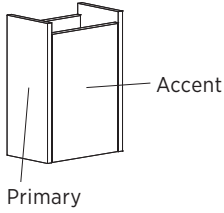
|                                 | 72" | 96" | 120" | 144" | 168" | 192" |
|---------------------------------|-----|-----|------|------|------|------|
| <b>Number of Bases Required</b> | 2   | 2   | 3    | 3    | 3    | 5    |

For ordering options, see back of Aura identification card at the beginning of section.

For data options, see pages 32-36.



| Item                              | Model No.   | W  | D  | H   | K | R | Ship Wt | Cubic Ft | List Price |
|-----------------------------------|-------------|----|----|-----|---|---|---------|----------|------------|
| RECTANGULAR BOX<br>BASE WITH DOOR | 01-1220RBDV | 20 | 12 | 28½ | — | — | 50      | 5.4      | W\$ 557    |
|                                   |             |    |    |     |   |   |         |          | PV\$ 650   |
|                                   |             |    |    |     |   |   |         |          | C\$ 541    |
|                                   |             |    |    |     |   |   |         |          | CPV\$ 635  |

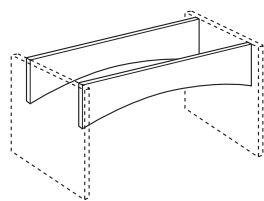

**Description**

- Rectangular Base with Lift-Off Removable Panel
- Available in Veneer, or a Combination of Veneer and Laminate
- For Laminate Options, See Niche
- Combination Orders Must Specify an Accent and a Primary Finish
- 2" Wire Management Access Across Both Sides
- Fully Open for Wire Management at the Bottom

|                                 | 72" | 96" | 120" | 144" | 168" | 192" |
|---------------------------------|-----|-----|------|------|------|------|
| <b>Number of Bases Required</b> | 2   | 2   | 3    | 3    | 3    | 3    |

**Pricing Codes:**

P = Laminate / C = Veneer and Laminate / PV = Premium Veneer / CPV = Premium Veneer and Laminate.

| ARCH STRETCHER RAILS  | Model No.   | W | D | H    | K | R | Ship Wt | Cubic Ft | List Price            |
|---|-------------|---|---|------|---|---|---------|----------|-----------------------|
|  | 01-192ARCHV | — | — | 12-8 | — | — | —       | —        | W\$ 1637<br>PV\$ 1916 |
|   | 01-168ARCHV | — | — | 12-8 | — | — | —       | —        | W\$ 1021<br>PV\$ 1195 |
|   | 01-144ARCHV | — | — | 12-8 | — | — | —       | —        | W\$ 933<br>PV\$ 1092  |
|   | 01-120ARCHV | — | — | 12-8 | — | — | —       | —        | W\$ 861<br>PV\$ 1008  |
|   | 01-96ARCHV  | — | — | 12-8 | — | — | —       | —        | W\$ 583<br>PV\$ 683   |
|   | 01-72ARCHV  | — | — | 12-8 | — | — | —       | —        | W\$ 524<br>PV\$ 613   |

**Description**

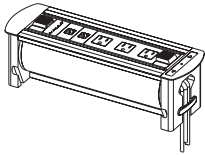
- Arch Stretcher Rails Work with Rectangular Bases
- Arch Stretcher Rails Must Be Field Installed in Place of the Standard Stretcher Rails Shipped with Rectangular Bases
- Rails for Tables 120" to 168" will Ship as Two Sets of Two
- Rails for Tables 192" will Ship as Four Sets of Two

For ordering options, see back of Aura identification card at the beginning of section.

For data options, see pages 32-36.

**AURA™ 9200 CONFERENCE SERIES**  
 Data/Power/Communication Accessories

| Item                                 | Model No.  | W   | D    | H   | K | R | Ship Wt | Cubic Ft | List Price |
|--------------------------------------|------------|-----|------|-----|---|---|---------|----------|------------|
| TRAINING TABLE<br>POWER & DATA VAULT | 01-TVAULTA | 4 ½ | 13 ¾ | 4 ⅙ | — | — | 10      | 0.3      | \$ 1030    |

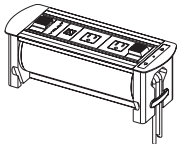


Open Market Only

**Description**

- Electric Drive Motor Rotates the Surface Technology 180° to the Proper Position
- Photo-Electronic Eye Prevents Rotation When Obstructed
- 2 Data Ports and 3 Power Outlets
- 6' Power Cord

|                                  |            |     |      |     |   |   |    |     |        |
|----------------------------------|------------|-----|------|-----|---|---|----|-----|--------|
| HOTEL DESK POWER<br>& DATA VAULT | 01-HVAULTA | 4 ½ | 11 ¾ | 4 ⅙ | — | — | 10 | 0.3 | \$ 991 |
|----------------------------------|------------|-----|------|-----|---|---|----|-----|--------|

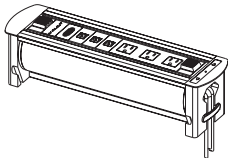


Open Market Only

**Description**

- Electric Drive Motor Rotates the Surface Technology 180° to the Proper Position
- Photo-Electronic Eye Prevents Rotation When Obstructed
- 1 Data Ports and 2 Power Outlets
- 6' Power Cord

|  |            |     |      |     |   |   |    |     |         |
|--|------------|-----|------|-----|---|---|----|-----|---------|
| CONFERENCE TABLE<br>POWER & DATA VAULT | 01-CVAULTA | 4 ½ | 15 ⅞ | 4 ⅙ | — | — | 10 | 0.4 | \$ 1084 |
|--|------------|-----|------|-----|---|---|----|-----|---------|



Open Market Only

**Description**

- Electric Drive Motor Rotates the Surface Technology 180° to the Proper Position
- Photo-Electronic Eye Prevents Rotation When Obstructed
- 3 Data Ports, 3 Power Outlets, and 1 VGA Port
- 6' Power Cord

|                     |                           |     |      |   |   |   |   |     |        |
|---------------------|---------------------------|-----|------|---|---|---|---|-----|--------|
| REVEAL POWER & DATA | 01-ASSEMBLERA<br>Aluminum | 6 ⅝ | 13 ⅜ | 3 | — | — | 5 | 0.3 | \$ 612 |
|                     | 01-ASSEMBLERB<br>Black    | 6 ⅝ | 13 ⅜ | 3 | — | — | 5 | 0.3 | \$ 612 |

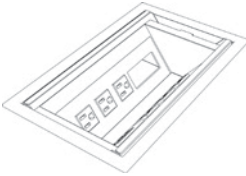
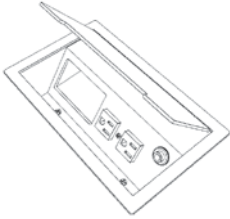
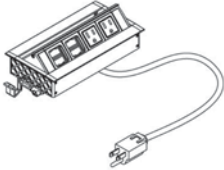
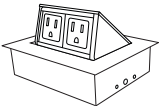

**Description**

- Mounts Under Worksurface on Sturdy Ball Bearing Track
- 1 Open Port, 1 USB, and 2 Power Outlets
- Includes Voice/Data Adapter Kit to Accept Couplers and Jacks When Required
- Does Not Require Cut Out in Worksurface
- UL Listed

For ordering options, see back of Aura identification card at the beginning of section.

For data options, see pages 32-36.

**AURA™ 9200 CONFERENCE SERIES**  
 Data/Power/Communication Accessories

| Item   | Model No.                | W      | D     | H       | K | R | Ship Wt | Cubic Ft | List Price |  |
|--|--------------------------|--------|-------|---------|---|---|---------|----------|------------|--|
| OASIS MINI POWER & DATA<br>   | 01-OASISMA<br>Aluminum   | 15     | 9     | 4 15/16 | — | — | 7       | .7       | \$ 2018    |  |
|  | 01-OASISMB<br>Black      | 15     | 9     | 4 15/16 | — | — | 7       | .7       | \$ 2018    |  |
| <b>Description</b>   |                          |        |       |         |   |   |         |          |            |  |
| <ul style="list-style-type: none"> <li>• 2 Data/1 Voice Telecom Plates Included</li> <li>• Opening for 1 Additional Plate Sold Separately</li> <li>• 4 Power Outlets</li> <li>• Soft Touch Hinged Lid</li> <li>• 9' Power Cord</li> <li>• UL Listed</li> <li>• Optional Telecom Plates, See Page 41</li> </ul>   |                          |        |       |         |   |   |         |          |            |  |
| INTERACT POWER & DATA<br>   | 01-INTERACTA<br>Aluminum | 9      | 5 3/8 | 2 3/4   | — | — | 5       | .2       | \$ 414     |  |
|  | 01-INTERACTB<br>Black    | 9      | 5 3/8 | 2 3/4   | — | — | 5       | .2       | \$ 414     |  |
| <b>Description</b>   |                          |        |       |         |   |   |         |          |            |  |
| <ul style="list-style-type: none"> <li>• 1 Data/1 Voice Telecom Plate Included</li> <li>• 2 Power Outlets</li> <li>• Convenience Plug on Bottom</li> <li>• 6' Power Cord</li> <li>• UL Listed and CSA Certified</li> <li>• Optional Telecom Plates, See Page 41</li> </ul>   |                          |        |       |         |   |   |         |          |            |  |
| DATA PORT 4<br>   | 01-DPORT4A<br>Aluminum   | 8      | 4     | —       | — | — | 7       | .2       | \$ 690     |  |
|  | 01-DPORT4B<br>Black      | 8      | 4     | —       | — | — | 7       | .2       | \$ 690     |  |
| <b>Description</b>   |                          |        |       |         |   |   |         |          |            |  |
| <ul style="list-style-type: none"> <li>• Retracts into Work Surface to Regain Productive Space</li> <li>• One-Touch Access to Power and Data</li> <li>• Two Power Outlets and Two Open Ports for Data</li> <li>• Water-Proof Simplex (Outlets)</li> <li>• Includes a Voice/Data Adapter Kit to Accept Couplers and Jacks When Required</li> <li>• 6' Power Cord</li> </ul> |                          |        |       |         |   |   |         |          |            |  |
| POWER 440<br>   | 01-DATA440A<br>Aluminum  | 5 5/16 | 4 3/8 | —       | — | — | 5       | .2       | \$ 610     |  |
|  | 01-DATA440B<br>Black     | 5 5/16 | 4 3/8 | —       | — | — | 5       | .2       | \$ 610     |  |
| <b>Description</b>   |                          |        |       |         |   |   |         |          |            |  |
| <ul style="list-style-type: none"> <li>• 2 Power Outlets</li> <li>• Soft Touch Hinged Lid</li> <li>• 6' Power Cord</li> </ul>  |                          |        |       |         |   |   |         |          |            |  |

For ordering options, see back of Aura identification card at the beginning of section.

For data options, see pages 32-36.

**AURA™ 9200 CONFERENCE SERIES**  
 Data/Power/Communication Accessories

| Item                      | Model No.         | W | D | H | K | R | Ship Wt | Cubic Ft | List Price |
|---------------------------|-------------------|---|---|---|---|---|---------|----------|------------|
| FACTORY INSTALLED GROMMET | 01-GRMTB<br>Black | — | — | — | — | — | 1       | .1       | \$ 48      |


**Description**

- 60mm Round Grommet with Cover

|                               |                     |   |   |   |   |   |   |    |       |
|-------------------------------|---------------------|---|---|---|---|---|---|----|-------|
| FIELD INSTALLED GROMMET COVER | 01-GRMTSL<br>Silver | — | — | — | — | — | 1 | .1 | \$ 23 |
|-------------------------------|---------------------|---|---|---|---|---|---|----|-------|

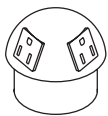


Open  
Market  
Only

**Description**

- 60mm Round Grommet Cover

|                        |                    |                 |                 |   |   |   |   |    |        |
|------------------------|--------------------|-----------------|-----------------|---|---|---|---|----|--------|
| SPHERICAL POWER CENTER | 01-PDCSS<br>Silver | 3 $\frac{3}{8}$ | 3 $\frac{3}{8}$ | 3 | — | — | 2 | .1 | \$ 390 |
|                        | 01-PDCSB<br>Black  | 3 $\frac{3}{8}$ | 3 $\frac{3}{8}$ | 3 | — | — | 2 | .1 | \$ 390 |


**Description**

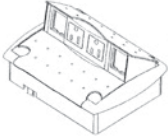
- Two 15 Amp Simplexes
- Two Voice/Data Ports
- Six Foot Cord
- UL Listed & CSA Certified

NOTE: To order voice/data modules for your specific requirements, contact the local computer or telecommunications installation service in your area.

For data port locations, see pages 7-19.

**AURA™ 9200 CONFERENCE SERIES**  
 Data/Power/Communication Accessories

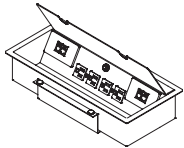
| Item                     | Model No. | W  | D | H  | K | R | Ship Wt | Cubic Ft | List Price |
|--------------------------|-----------|----|---|----|---|---|---------|----------|------------|
| WORKSURFACE POWER CENTER | 01-INTP   | 5¼ | 7 | 1¾ | — | — | 2       | .2       | \$ 491     |


**Description**

- Two 15 Amp Duplex Outlets
- Two Voice/Data Ports
- Six Foot Cord
- Silver
- UL Listed

NOTE: To order voice/data modules for your specific requirements contact the local computer or telecommunications installation service in your area.

|                          |                          |     |    |    |   |   |    |    |         |
|--------------------------|--------------------------|-----|----|----|---|---|----|----|---------|
| WORKSURFACE POWER CENTER | 01-INTRFAC1A<br>Aluminum | 14¼ | 6¾ | 2⅞ | — | — | 11 | .3 | \$ 1306 |
|                          | 01-INTRFAC1B<br>Black    | 14¼ | 6¾ | 2⅞ | — | — | 11 | .3 | \$ 1306 |


**Description**

- Four Power Receptacles in Two 15 Amp Duplexes
- One 15 Amp Circuit Breaker
- One Voice Port
- Three Data Ports
- Six Foot Cord
- UL Listed/CSA Certified
- Optional Telecom Plates, See Page 41

NOTE: To order voice/data modules for your specific requirements contact the local computer or telecommunications installation service in your area.

For data port locations, see pages 7-19.

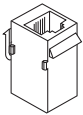
**AURA™ 9200 CONFERENCE SERIES**  
 Data/Power/Communication Accessories

| Item     | Model No.  | W | D | H | K | R | Ship Wt | Cubic Ft | List Price |
|----------|------------|---|---|---|---|---|---------|----------|------------|
| USB PORT | 01-USBPORT | - | - | - | - | - | -       | -        | \$ 102     |


**Description**

- Increases Transfer Speed Up to 5 gbs/sec
- Simultaneous Read/Write Capability
- Idle Device Power Saving State
- 6' Cord
- Compatible with 01-DPORT4, 1-INTP, 1-PDCS, and 01-ASSEMBLER

|               |           |   |   |   |   |   |   |   |       |
|---------------|-----------|---|---|---|---|---|---|---|-------|
| VOICE COUPLER | 01-VOICE1 | - | - | - | - | - | - | - | \$ 46 |
|---------------|-----------|---|---|---|---|---|---|---|-------|


**Description**

- 6-Pin Modular Plug
- Molded Black
- Cord Not Included
- Compatible with 01-DPORT4, 1-INTP, 1-PDCS, and 01-ASSEMBLER


|           |            |   |   |   |   |   |   |   |        |
|-----------|------------|---|---|---|---|---|---|---|--------|
| DATA PORT | 01-RJ4DATA | - | - | - | - | - | - | - | \$ 105 |
|-----------|------------|---|---|---|---|---|---|---|--------|


**Description**

- 8-Pin Modular Plug
- Cat 5 Ethernet Cable
- Pre-terminated Cable
- 9' Cord
- Compatible with 01-DPORT4, 1-INTP, 1-PDCS, and 01-ASSEMBLER


For data port locations, see pages 7-19.

| Item   | Model No. | W  | D  | H  | K | R | Ship Wt | Cubic Ft | List Price                        |
|--------|-----------|----|----|----|---|---|---------|----------|-----------------------------------|
| BUFFET | 92-2436BF | 36 | 24 | 36 | — | — | 189     | 21.7     | P\$ 2903<br>W\$ 2952<br>PV\$ 3454 |


**Description**

- Top Shaped Front Side Only
- One Drawer
- Storage Behind Two Veneer Doors
- One Adjustable Shelf
- Finished Back

|        |           |    |    |    |   |   |     |      |                                   |
|--------|-----------|----|----|----|---|---|-----|------|-----------------------------------|
| BUFFET | 92-2472BF | 72 | 24 | 36 | — | — | 342 | 45.6 | P\$ 5679<br>W\$ 5764<br>PV\$ 6745 |
|--------|-----------|----|----|----|---|---|-----|------|-----------------------------------|


**Description**


- Top Shaped Front Side Only
- Two Drawers
- Storage Behind Four Veneer Doors
- Two Adjustable Shelves
- Finished Back

|        |            |    |    |    |   |   |     |      |                                   |
|--------|------------|----|----|----|---|---|-----|------|-----------------------------------|
| BUFFET | 92-2472BFD | 72 | 24 | 36 | — | — | 337 | 45.6 | P\$ 6312<br>W\$ 6398<br>PV\$ 7486 |
|--------|------------|----|----|----|---|---|-----|------|-----------------------------------|


**Description**

- Top Shaped Front Side Only
- Open Storage with Adjustable Shelf
- Two Drawers
- Left and Right Storage Behind Veneer Doors with Adjustable Shelves
- Center Storage Behind Veneer Doors with Touch Latch
- Finished Back

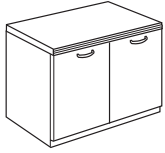
|        |            |    |    |    |   |   |     |      |                                   |
|--------|------------|----|----|----|---|---|-----|------|-----------------------------------|
| BUFFET | 92-2472SBF | 72 | 24 | 36 | — | — | 362 | 45.6 | P\$ 6312<br>W\$ 6398<br>PV\$ 7486 |
|--------|------------|----|----|----|---|---|-----|------|-----------------------------------|


**Description**

- Top Shaped Front Side Only
- Three Drawers
- Storage Behind Four Veneer Doors
- Three Adjustable Shelves
- Center Section is Stepped Back
- Finished Back

For ordering options, see back of Aura identification card at the beginning of section.

| Item               | Model No. | W  | D  | H  | K | R | Ship Wt | Cubic Ft | List Price                        |
|--------------------|-----------|----|----|----|---|---|---------|----------|-----------------------------------|
| CONFERENCE CREENZA | 92-2436CC | 36 | 24 | 30 | — | — | 150     | 17.6     | P\$ 2272<br>W\$ 2319<br>PV\$ 2715 |


**Description**

- Top Shaped on Front Side Only
- Two Veneer Doors
- Adjustable Shelf Behind Doors
- Finished Back

|                    |           |    |    |    |   |   |     |      |                                   |
|--------------------|-----------|----|----|----|---|---|-----|------|-----------------------------------|
| CONFERENCE CREENZA | 92-2472CC | 72 | 24 | 30 | — | — | 290 | 34.2 | P\$ 4484<br>W\$ 4569<br>PV\$ 5346 |
|--------------------|-----------|----|----|----|---|---|-----|------|-----------------------------------|


**Description**

- Top Shaped Front on Side Only
- Four Veneer Doors
- Two Adjustable Shelves
- Finished Back

|              |           |    |    |    |   |   |     |      |                                   |
|--------------|-----------|----|----|----|---|---|-----|------|-----------------------------------|
| SERVING CART | 92-2436SV | 36 | 24 | 36 | — | — | 149 | 24.0 | P\$ 3293<br>W\$ 3339<br>PV\$ 3906 |
|--------------|-----------|----|----|----|---|---|-----|------|-----------------------------------|


**Description**

- Top Shaped on Front Side Only
- Two Box Drawers
- Open Storage
- Storage Behind Two Doors
- Locking Casters
- Veneer on Drawer and Door Fronts

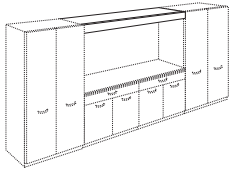
**Options: Specify & Add**

|        |                                |       |
|--------|--------------------------------|-------|
| 1-GRMT | Optional Grommet in Back Panel | \$ 48 |
|--------|--------------------------------|-------|

For ordering options, see back of Aura identification card at the beginning of section.



| Item       | Model No. | W  | D  | H      | K | R | Ship Wt | Cubic Ft | List Price          |
|------------|-----------|----|----|--------|---|---|---------|----------|---------------------|
| VISOR RAIL | 92-2472VR | 72 | 24 | 5 3/16 | — | — | 100     | 8.9      | \$ 915<br>PV\$ 1070 |



**Description**

- Overhead Rail Creates Wall Unit
- For Use with 72" High Cabinets and Credenzas/Buffets

**Options: Specify & Add**

|         |   |        |
|---------|---|--------|
| 1-PS    | Optional Projection Screen<br>Requires Field Installation | \$ 667 |
| TL-0848 | Optional Task Light<br>Requires Field Installation        | \$ 288 |

|              |           |    |   |    |   |   |     |      |                      |
|--------------|-----------|----|---|----|---|---|-----|------|----------------------|
| VISUAL BOARD | 92-4848VB | 48 | 5 | 48 | — | — | 150 | 11.0 | \$ 3100<br>PV\$ 3627 |
|--------------|-----------|----|---|----|---|---|-----|------|----------------------|

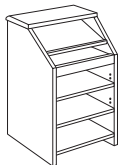

**Description**

- Tackboard on Each Door Standard in Black Fabric Unless Specified
- Price Valid for Grades 1, 2, & 3
- Display Rail with Adjustable Hooks for Flipchart
- Flipchart
- Magnetic Porcelain Non-Glare Writing Surface
- Set of Four Dry Erase Markers and Eraser
- Mounts to Wall with Mounting Bracket Included

| Options: Specify & Add | Grade 4                                      | Grade 5 | Grade 6 | Grade 7 | Grade 8 | Grade 9 | Grade 10 |
|------------------------|--|---------|---------|---------|---------|---------|----------|
| Tackboard              | \$ 181                                       | 263     | 354     | 473     | 601     | 753     | 926      |
| 1-PS                   | Optional Factory Installed Projection Screen |         |         |         |         |         | \$ 667   |

NOTE: Indiana Furniture will not be liable for visual boards that are not properly installed.

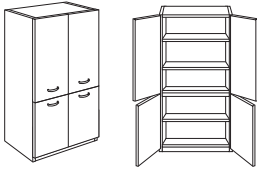
|               |           |    |    |    |   |   |     |      |                      |
|---------------|-----------|----|----|----|---|---|-----|------|----------------------|
| LECTERN STAND | 92-2650LS | 26 | 24 | 50 | — | — | 130 | 21.9 | \$ 2706<br>PV\$ 3165 |
|---------------|-----------|----|----|----|---|---|-----|------|----------------------|


**Description**

- Top Shaped on Approach Side Only
- Fixed Reading Shelf
- Adjustable Pullout Shelf
- Two Adjustable Storage Shelves in Lower Compartment
- Locking Casters

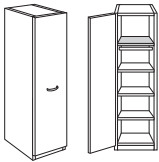
For ordering options, see back of Aura identification card at the beginning of section.

| Item                                      | Model No.  | W  | D  | H                                | K | R | Ship Wt | Cubic Ft | List Price           |
|---|------------|----|----|----------------------------------|---|---|---------|----------|----------------------|
| WOOD DOOR STORAGE<br>CABINET DOUBLE DOORS | 92-3672SUD | 36 | 24 | 70 <sup>13</sup> / <sub>16</sub> | — | — | 285     | 42.0     | \$ 4769<br>PV\$ 5579 |


**Description**

- Top Section has Two Adjustable Wood Shelves
- Bottom Section has One Adjustable Wood Shelf
- Finished Back

| WARDROBE/STORAGE CABINET | Hinged Left | Hinged Right | W  | D  | H                                | K | R | Ship Wt | Cubic Ft | List Price           |
|--------------------------|-------------|--------------|----|----|----------------------------------|---|---|---------|----------|----------------------|
|                          | 92-1872WL   | 92-1872WR    |    |    |                                  |   |   |         |          |                      |
|                          |             |              | 18 | 24 | 70 <sup>13</sup> / <sub>16</sub> | — | — | 155     | 22.0     | \$ 3445<br>PV\$ 4031 |


**Description**

- Fixed Top Shelf
- Coat Rod Under Fixed Shelf
- Three Adjustable Wood Shelves
- Adjustable Shelves can be Removed for Wardrobe Application
- Figured Veneer on Door

For ordering options, see back of Aura identification card at the beginning of section.

Compatible with 01-OASISMA, 01-OASISMB, 01-INTERACTA, 01-INTERACTB, 01-INTRFCIA, and 01-INTRFCIB.

| Model No.     | Description  | List Price |
|---------------|--|------------|
| 01-ABL        | Telecom Plate, Blank Plate   | \$ 26      |
| 01-ABL737373  | Telecom Plate, (3) RJ45 Cat 5e   | \$ 233     |
| 01-ABLAB      | Telecom Plate, (1) RJ45 Cat 6, (1) RJ11 Cat 3 Phone  | \$ 129     |
| 01-ABLAB102   | Telecom Plate, (1) RJ45 Cat 6, (1) RJ11 Cat 3, (1) USB W/72" Patch Cord                              | \$ 203     |
| 01-ABLABB     | Telecom Plate, (2) RJ45 Cat 6, (1) RJ11 Cat 3 Phone  | \$ 203     |
| 01-ABLB       | Telecom Plate, (1) RJ45 Cat 6  | \$ 95      |
| 01-ABLBB      | Telecom Plate, (2) RJ45 Cat 6  | \$ 164     |
| 01-ABLBBB     | Telecom Plate, (3) RJ45 Cat 6  | \$ 233     |
| 01-ABLBBBB    | Telecom Plate, (4) RJ45 Cat 6  | \$ 301     |
| 01-ABLBBC51   | Telecom Plate, (2) RJ45 Cat 6, (1) 15 Pin HD VGA w/72" Patch Cord                                    | \$ 282     |
| 01-ABLBC51L   | Telecom Plate, (1) RJ45 Cat 6, (1) Mini Stereo Inline, (1) 15 Pin HD VGA w/72" Patch Cord            | \$ 258     |
| 01-ABLC3811   | Telecom Plate, (1) RJ45 Cat 6 Data Inline, (1) RJ11 Cat 3 Phone Inline                               | \$ 125     |
| 01-ABLC45     | Telecom Plate, (1) HDMI w/36" Patch Cord   | \$ 187     |
| 01-ABLC45C51L | Telecom Plate, (1) Mini Stereo Inline, (1) HDMI w/36" Patch Cord, (1) 15 Pin HD VGA w/72" Patch Cord | \$ 352     |
| 01-ABLC51L    | Telecom Plate, (1) 15 Pin HD VGA & (1) Mini Stereo Inline Jack                                       | \$ 189     |
| 01-ABLCRDM    | Telecom Plate, (3) Cord Bushings   | \$ 61      |



# Etch™

## Conference Collection

### How to Order

|              | QTY | MODEL NO. | DESCRIPTION |    |
|--------------|-----|-----------|-------------|----|
| <b>TOPS</b>  | 1   | 97-3672RT | Finish      | CO |
|              |     |           | Top Surface | W  |
|              |     |           | Edge        | G  |
| <b>BASES</b> | 2   | 01-2424XB | Finish      | CO |
| <b>DATA</b>  | 1   | 1-INTP    | Location    | OC |



### Specifications

#### VENEER

Exposed surfaces feature select grade sliced hardwood veneers in Cherry, Maple, American Black Walnut, or composite veneers of Walnut and Wenge. Veneers are carefully selected and matched to assure proper balance and consistency.

#### TOPS

Veneer and high pressure laminate tops are 3-ply balanced construction and 1-3/16" thick, with 3 mm wood edge-banded rims contoured to the selected profile. Tops are shaped on user and approach sides. Grain direction runs left to right unless otherwise noted in the item description.

#### CHASSIS CONSTRUCTION

Tops and end panels are securely fastened using high quality European fastening systems to assure maximum strength. All units are equipped with heavy-duty, adjustable glides to ensure proper leveling and compensation for uneven floors.

#### DRAWERS

All drawer fronts are standard with elegant vertically matched veneer faces. Drawers feature 5-sided construction with 3/4" 3-ply fronts, 7/16" thick hardwood sides and 5/32" hardboard bottoms. Units with 36" wide file drawers feature 1/4" thick drawer bottoms for maximum storage strength. Drawer interiors are sanded, sealed, and finished to provide for a smooth, quality feel and appearance.

#### DRAWER SUSPENSION

File drawers and box drawers feature high quality, black progressive full extension slides with precision steel ball bearings to ensure a smooth, quiet operation. All suspensions have a lifetime warranty.

#### FILING HARDWARE

All file drawers are standard with custom fitted filing systems designed to accommodate a variety of filing requirements. Storage cabinet file drawers provide legal filing front to back, and legal or letter filing side to side.

#### LOCKING

All units with file drawers feature locking. Removable lock cylinders allow for units to be re-keyed at a later date if required. Units are shipped randomly keyed as standard. Lock cores match pull color.

#### FINISH

Etch Conference features Ultra-Violet matte finish on all exposed surfaces by utilizing roll-coat UV technology. Our durable UVAdvantage® finish makes surfaces less likely to be damaged by abrasions, scratches, water, alcohol, stains, and common chemicals. Our UVAdvantage® finish magnifies the beauty of our wood finishes and reduces the darkening, aging, and yellowing process of wood furniture that naturally occurs over time. Once cured by UV lighting, our UVAdvantage® finish does not emit irritable toxins, formaldehyde, or solvents into the air creating a safe work environment within new furniture installations. This process has allowed us to achieve third party certification for Indoor Air Quality. Additionally our UVAdvantage® finish greatly reduces hazardous air pollutants which contribute to smog formation, and our UVAdvantage® finish is recaptured over and over again reducing waste materials. Automated production technology eliminates exposure to sprayed chemicals in our factories. High gloss UVAdvantage® finish available on request.



# Finish Options


## WOOD VENEER (W) LAMINATE (P) TOPS - MUST SPECIFY



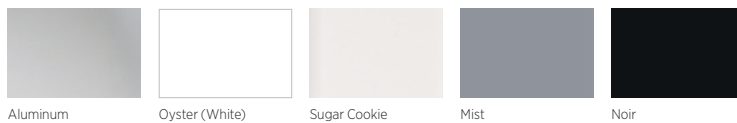
Available in High Pressure Laminate Tops on veneer chassis. (P)

For laminate base options, see Niche.


## COMPOSITE VENEER (CV)



## METAL FRAME OPTIONS



# Edge Options



# Pull Options



## COORDINATING PRODUCTS

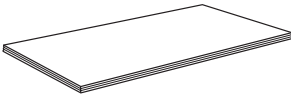
Etch Conference offers options to coordinate with Gesso Casegoods.

**INTERIOR DRAWER DIMENSIONS**

ETCH 9700 INTERIOR DRAWER DIMENSIONS

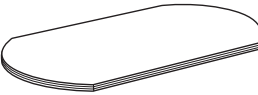
| Item                    | Drawers | W        | L      | D       |
|-------------------------|---------|----------|--------|---------|
| 97-2472BFD<br>97-2436SV | Box     | 14 17/32 | 19 1/4 | 3 21/32 |
| 97-2436BF<br>97-2472BF  | Box     | 32 9/16  | 19 1/4 | 3 21/32 |
| 97-2472SBF              | Box     | 14 17/32 | 19 1/4 | 3 21/32 |
|                         | Box     | 32 9/16  | 19 1/4 | 3 21/32 |

**ETCH™ 9700 CONFERENCE SERIES**

| Item  | Model No.                     | W   | D  | H      | K | R | Ship Wt | Cubic Ft | List Price                        |
|---|-------------------------------|-----|----|--------|---|---|---------|----------|-----------------------------------|
| RECTANGULAR<br>CONFERENCE TOPS<br><br> | 97-48192RT<br>16 Ft - 2 Piece | 192 | 48 | 1 3/16 | — | — | 375     | 15.5     | P\$ 4048<br>W\$ 5063<br>CV\$ 5822 |
|   | 97-48168RT<br>14 Ft - 2 Piece | 168 | 48 | 1 3/16 | — | — | 325     | 13.6     | P\$ 3994<br>W\$ 4726<br>CV\$ 5434 |
|   | 97-48144RT<br>12 Ft - 2 Piece | 144 | 48 | 1 3/16 | — | — | 275     | 12.3     | P\$ 3374<br>W\$ 3936<br>CV\$ 4526 |
|   | 97-48120RT<br>10 Ft - 2 Piece | 120 | 48 | 1 3/16 | — | — | 225     | 10.3     | P\$ 3037<br>W\$ 3487<br>CV\$ 4011 |
|   | 97-4296RT<br>8 Ft - 1 Piece   | 96  | 42 | 1 3/16 | — | — | 180     | 9.4      | P\$ 2307<br>W\$ 2645<br>CV\$ 3040 |
|   | 97-3672RT<br>6 Ft - 1 Piece   | 72  | 36 | 1 3/16 | — | — | 100     | 6.2      | P\$ 1541<br>W\$ 1800<br>CV\$ 2068 |

**Description**

- Grain Runs the Width of the Table
- Heavy Duty Ganging Mechanisms Connect 2 Piece Tops
- See Conference Bases for Number of Bases Required

| Item  | Model No.                     | W   | D  | H      | K | R | Ship Wt | Cubic Ft | List Price                        |
|---|-------------------------------|-----|----|--------|---|---|---------|----------|-----------------------------------|
| ARC RECTANGULAR<br>CONFERENCE TOPS<br><br> | 97-48192AR<br>16 Ft - 2 Piece | 192 | 48 | 1 3/16 | — | — | 375     | 15.5     | P\$ 4612<br>W\$ 5625<br>CV\$ 6468 |
|   | 97-48168AR<br>14 Ft - 2 Piece | 168 | 48 | 1 3/16 | — | — | 325     | 13.6     | P\$ 4612<br>W\$ 5342<br>CV\$ 6143 |
|   | 97-48144AR<br>12 Ft - 2 Piece | 144 | 48 | 1 3/16 | — | — | 275     | 12.3     | P\$ 3880<br>W\$ 4443<br>CV\$ 5110 |
|   | 97-48120AR<br>10 Ft - 2 Piece | 120 | 48 | 1 3/16 | — | — | 225     | 10.3     | P\$ 3655<br>W\$ 4106<br>CV\$ 4722 |
|   | 97-4296AR<br>8 Ft - 1 Piece   | 96  | 42 | 1 3/16 | — | — | 180     | 9.4      | P\$ 2756<br>W\$ 3093<br>CV\$ 3558 |
|   | 97-3672AR<br>6 Ft - 1 Piece   | 72  | 36 | 1 3/16 | — | — | 100     | 6.2      | P\$ 1800<br>W\$ 2059<br>CV\$ 2368 |

**Description**

- Grain Runs the Width of the Table
- Heavy Duty Ganging Mechanisms Connect 2 Piece Tops
- See Conference Bases for Number of Bases Required

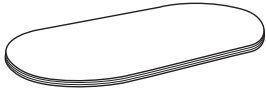
For ordering options including laminate availability, see back of Etch identification card at the beginning of section.

For complete base descriptions, see pages 48-53.

For data options, see pages 54-58.

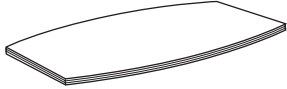
For data location options, see pages 7-19.



| Item  | Model No.                     | W   | D  | H      | K | R | Ship Wt | Cubic Ft | List Price                        |  |
|---|-------------------------------|-----|----|--------|---|---|---------|----------|-----------------------------------|--|
| <b>RACETRACK<br/>CONFERENCE TOPS</b><br><br> | 97-48192AT<br>16 Ft - 2 Piece | 192 | 48 | 1 3/16 | — | — | 375     | 15.5     | P\$ 5287<br>W\$ 6300<br>CV\$ 7245 |  |
|   | 97-48168AT<br>14 Ft - 2 Piece | 168 | 48 | 1 3/16 | — | — | 325     | 13.6     | P\$ 5175<br>W\$ 5907<br>CV\$ 6793 |  |
|   | 97-48144AT<br>12 Ft - 2 Piece | 144 | 48 | 1 3/16 | — | — | 275     | 12.3     | P\$ 4386<br>W\$ 4949<br>CV\$ 5691 |  |
|   | 97-48120AT<br>10 Ft - 2 Piece | 120 | 48 | 1 3/16 | — | — | 225     | 10.3     | P\$ 4048<br>W\$ 4499<br>CV\$ 5174 |  |
|   | 97-4296AT<br>8 Ft - 1 Piece   | 96  | 42 | 1 3/16 | — | — | 180     | 9.4      | P\$ 2924<br>W\$ 3263<br>CV\$ 3752 |  |
|   | 97-3672AT<br>6 Ft - 1 Piece   | 72  | 36 | 1 3/16 | — | — | 100     | 6.2      | P\$ 2102<br>W\$ 2362<br>CV\$ 2717 |  |

**Description**

- Grain Runs the Width of the Table
- Heavy Duty Ganging Mechanisms Connect 2 Piece Tops
- See Conference Bases for Number of Bases Required

|   |                               |     |    |        |   |   |     |      |                                   |
|---|-------------------------------|-----|----|--------|---|---|-----|------|-----------------------------------|
| <b>BOAT - SHAPED<br/>CONFERENCE TOPS</b><br><br> | 97-48192BT<br>16 Ft - 2 Piece | 192 | 48 | 1 3/16 | — | — | 375 | 15.5 | P\$ 5287<br>W\$ 6300<br>CV\$ 7245 |
|   | 97-48168BT<br>14 Ft - 2 Piece | 168 | 48 | 1 3/16 | — | — | 325 | 13.6 | P\$ 5175<br>W\$ 5907<br>CV\$ 6793 |
|   | 97-48144BT<br>12 Ft - 2 Piece | 144 | 48 | 1 3/16 | — | — | 275 | 12.3 | P\$ 4388<br>W\$ 4949<br>CV\$ 5691 |
|   | 97-48120BT<br>10 Ft - 2 Piece | 120 | 48 | 1 3/16 | — | — | 225 | 10.3 | P\$ 4048<br>W\$ 4499<br>CV\$ 5174 |
|   | 97-4296BT<br>8 Ft - 1 Piece   | 96  | 42 | 1 3/16 | — | — | 180 | 9.4  | P\$ 2924<br>W\$ 3263<br>CV\$ 3752 |
|   | 97-3672BT<br>6 Ft - 1 Piece   | 72  | 36 | 1 3/16 | — | — | 100 | 6.2  | P\$ 2102<br>W\$ 2362<br>CV\$ 2717 |

**Description**

- Grain Runs the Width of the Table
- Heavy Duty Ganging Mechanisms Connect 2 Piece Tops
- See Conference Bases for Number of Bases Required

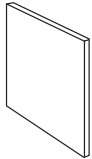
For ordering options including laminate availability, see back of Etch identification card at the beginning of section.

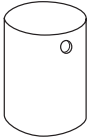
For complete base descriptions, see pages 48-53.

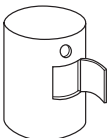
For data options, see pages 54-58.

For data location options, see pages 7-19.

**ETCH™ 9700 CONFERENCE SERIES**

| Item   | Model No.                                 | W          | D          | H           | K           | R           | Ship Wt     | Cubic Ft | List Price |
|--|---|------------|------------|-------------|-------------|-------------|-------------|----------|------------|
| RECTANGULAR BASE   | 01-2428RBV<br>For Tables 48" Wide         | 24         | 2          | 28½         | —           | —           | 34          | 2.7      | \$ 689     |
|  |   |            |            |             |             |             |             |          | CV\$ 793   |
|                     | 01-2028RBV<br>For Tables 42" Wide or Less | 20         | 2          | 28½         | —           | —           | 28          | 2.3      | \$ 646     |
|  |   |            |            |             |             |             |             |          | CV\$ 743   |
| <b>Description</b>   |   |            |            |             |             |             |             |          |            |
| <ul style="list-style-type: none"> <li>Veneer Panel Base</li> <li>Stretchers are Included</li> </ul> |   |            |            |             |             |             |             |          |            |
|  |   | <b>72"</b> | <b>96"</b> | <b>120"</b> | <b>144"</b> | <b>168"</b> | <b>192"</b> |          |            |
| <b>Number of Bases Required</b>  |   | 2          | 2          | 3           | 3           | 3           | 3           | 3        | 5          |

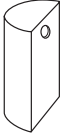
| Item  | Model No.                                   | W          | D          | H           | K           | R           | Ship Wt     | Cubic Ft | List Price |
|---|---|------------|------------|-------------|-------------|-------------|-------------|----------|------------|
| CYLINDER BASE   | 01-2020CB<br>For Tables 42" Wide or Greater | 20         | 20         | 28½         | —           | —           | 136         | 10.9     | \$ 977     |
|   |   |            |            |             |             |             |             |          | CV\$ 1123  |
|    | 01-1616CB<br>For Tables 36" Wide or Less    | 16         | 16         | 28½         | —           | —           | 101         | 7.2      | \$ 892     |
|   |   |            |            |             |             |             |             |          | CV\$ 1026  |
| <b>Description</b>  |   |            |            |             |             |             |             |          |            |
| <ul style="list-style-type: none"> <li>Veneer Cylinder Base</li> <li>Weighted for Stability</li> <li>2 Wire Management Grommets Standard at Top with 8" Opening Standard in Bottom</li> </ul> |   |            |            |             |             |             |             |          |            |
| <b>Options: Specify &amp; Add</b>   |   |            |            |             |             |             |             |          |            |
| GCB1S   | Optional Grommet Top Edge (1)               |            |            |             |             |             |             |          | \$ N/C     |
| NOGC  | Optional No Grommets At Top Edges           |            |            |             |             |             |             |          | \$ N/C     |
|   |   | <b>72"</b> | <b>96"</b> | <b>120"</b> | <b>144"</b> | <b>168"</b> | <b>192"</b> |          |            |
| <b>Number of Bases Required</b>   |   | 2          | 2          | 3           | 3           | 3           | 3           | 3        | 3          |

| Item   | Model No.                                    | W          | D          | H           | K           | R           | Ship Wt     | Cubic Ft | List Price |
|--|--|------------|------------|-------------|-------------|-------------|-------------|----------|------------|
| CYLINDER BASE WITH DOOR  | 01-2020CBD<br>For Tables 42" Wide or Greater | 20         | 20         | 28½         | —           | —           | 136         | 10.9     | \$ 1327    |
|  |  |            |            |             |             |             |             |          | CV\$ 1526  |
|   | 01-1616CBD<br>For Tables 36" Wide            | 16         | 16         | 28½         | —           | —           | 101         | 7.2      | \$ 1135    |
|  |  |            |            |             |             |             |             |          | CV\$ 1328  |
| <b>Description</b>   |  |            |            |             |             |             |             |          |            |
| <ul style="list-style-type: none"> <li>Veneer Cylinder Base</li> <li>Weighted for Stability</li> <li>Access Door</li> <li>2 Wire Management Grommets Standard at Top with 8" Opening Standard in Bottom</li> </ul> |  |            |            |             |             |             |             |          |            |
| <b>Options: Specify &amp; Add</b>  |  |            |            |             |             |             |             |          |            |
| GCB1S  | Optional Grommet Top Edge (1)                |            |            |             |             |             |             |          | \$ N/C     |
| NOGC   | Optional No Grommets At Top Edges            |            |            |             |             |             |             |          | \$ N/C     |
|  |  | <b>72"</b> | <b>96"</b> | <b>120"</b> | <b>144"</b> | <b>168"</b> | <b>192"</b> |          |            |
| <b>Number of Bases Required</b>  |  | 2          | 2          | 3           | 3           | 3           | 3           | 3        | 3          |

For ordering options, see back of Etch identification card at the beginning of section.

For data options, see pages 54-58.

| Item                 | Model No. | W  | D  | H   | K | R | Ship Wt | Cubic Ft | List Price           |
|----------------------|-----------|----|----|-----|---|---|---------|----------|----------------------|
| HALF - CYLINDER BASE | 01-2010HB | 20 | 10 | 28½ | — | — | 83      | 5.8      | \$ 1291<br>CV\$ 1485 |


**Description**

- Veneer Half Cylinder Base
- Weighted for Stability
- 1 Wire Management Grommet Standard at Top with 8" Opening Standard in Bottom

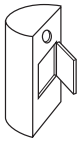
**Options: Specify & Add**

|      |                                   |    |     |
|------|-----------------------------------|----|-----|
| NOGC | Optional No Grommets At Top Edges | \$ | N/C |
|------|-----------------------------------|----|-----|

|                                 | 72" | 96" | 120" | 144" | 168" | 192" |
|---------------------------------|-----|-----|------|------|------|------|
| <b>Number of Bases Required</b> | 2   | 2   | 2+CB | 2+CB | 2+CB | 2+CB |

NOTE: Tables 120" and Larger Require a Cylinder Base in the Center, See Page 48

| Item                         | Model No.  | W  | D  | H   | K | R | Ship Wt | Cubic Ft | List Price           |
|------------------------------|------------|----|----|-----|---|---|---------|----------|----------------------|
| HALF CYLINDER BASE WITH DOOR | 01-2010HBD | 20 | 10 | 28½ | — | — | 83      | 5.5      | \$ 1551<br>CV\$ 1782 |


**Description**

- Veneer Half Cylinder Base
- Weighted for Stability
- Access Door
- Grommet Standard in Bottom
- 1 Wire Management Grommet Standard at Top with 8" Opening Standard in Bottom

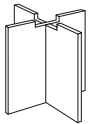
**Options: Specify & Add**

|      |                                   |    |     |
|------|-----------------------------------|----|-----|
| NOGC | Optional No Grommets At Top Edges | \$ | N/C |
|------|-----------------------------------|----|-----|

|                                 | 72" | 96" | 120" | 144" | 168" | 192" |
|---------------------------------|-----|-----|------|------|------|------|
| <b>Number of Bases Required</b> | 2   | 2   | 2+CB | 2+CB | 2+CB | 2+CB |

NOTE: Tables 120" and Larger Require a Cylinder Base in the Center, See Page 48

| Item     | Model No.                   | W  | D  | H   | K | R | Ship Wt | Cubic Ft | List Price |
|----------|-----------------------------|----|----|-----|---|---|---------|----------|------------|
| "X" BASE | 01-3030XBV                  | 30 | 30 | 28½ | — | — | 88      | 2.6      | \$ 717     |
|          | For 48" Wide Tables         |    |    |     |   |   |         |          | CV\$ 824   |
| "X" BASE | 01-2424XBV                  | 24 | 24 | 28½ | — | — | 70      | 2.4      | \$ 675     |
|          | For Tables 42" Wide or Less |    |    |     |   |   |         |          | CV\$ 776   |


**Description**

- Wire Management Cut Outs
- Shipped KD - Some Assembly Required

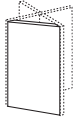
|                                 | 72" | 96" | 120" | 144" | 168" | 192" |
|---------------------------------|-----|-----|------|------|------|------|
| <b>Number of Bases Required</b> | 2   | 2   | 3    | 3    | 3    | 3    |

For ordering options, see back of Etch identification card at the beginning of section.

For data options, see pages 54-58.

**ETCH™ 9700 CONFERENCE SERIES**

| Item                 | Model No.  | W  | D | H   | K | R | Ship Wt | Cubic Ft | List Price         |
|----------------------|------------|----|---|-----|---|---|---------|----------|--------------------|
| "X" BASE VENEER DOOR | 01-1628WMV | 16 | ¾ | 28½ | — | — | 25      | 1.6      | \$ 421<br>CV\$ 484 |


**Description**

- Wire Management door
- For Use with X Base
- Hinges to Conference Top

| METAL BASE | Model No.              | W  | D  | H   | K | R | Ship Wt | Cubic Ft | List Price |
|------------|------------------------|----|----|-----|---|---|---------|----------|------------|
|            | 01-0400MBB<br>Black    | 32 | 32 | 27¾ | — | — | 32      | 3.2      | \$ 632     |
|            | 01-0400MBA<br>Aluminum | 32 | 32 | 27¾ | — | — | 32      | 3.2      | \$ 632     |

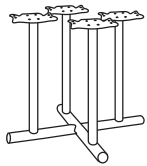

 Open  
 Market  
 Only

**Description**

- Shipped KD - Some Assembly Required

|                                 | 72" | 96" | 120" | 144" | 168" | 192" |
|---------------------------------|-----|-----|------|------|------|------|
| <b>Number of Bases Required</b> | 2   | 2   | 3    | 3    | 3    | 3    |

| METAL BASE | Model No.              | W  | D  | H   | K | R | Ship Wt | Cubic Ft | List Price |
|------------|------------------------|----|----|-----|---|---|---------|----------|------------|
|            | 01-0404MBB<br>Black    | 36 | 36 | 27¾ | — | — | 35      | 3.0      | \$ 941     |
|            | 01-0404MBA<br>Aluminum | 36 | 36 | 27¾ | — | — | 35      | 3.0      | \$ 941     |


**Description**

- Shipped KD - Some Assembly Required

|                                 | 72" | 96" | 120" | 144" | 168" | 192" |
|---------------------------------|-----|-----|------|------|------|------|
| <b>Number of Bases Required</b> | 2   | 2   | 3    | 3    | 3    | 3    |

| SINGLE METAL POST BASE | Model No. | W | D | H   | K | R | Ship Wt | Cubic Ft | List Price |
|------------------------|-----------|---|---|-----|---|---|---------|----------|------------|
|                        | 01-0004LG | 4 | 4 | 28¾ | — | — | 10      | 0.8      | \$ 249     |


 Open  
 Market  
 Only

**Description**

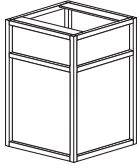
- Metal Post Base
- Must Specify Black or Aluminum

|                                 | 72" | 96" | 120" | 144" | 168" | 192" |
|---------------------------------|-----|-----|------|------|------|------|
| <b>Number of Bases Required</b> | 4   | 4   | 6    | 6    | 6    | 8    |

For ordering options, see back of Etch identification card at the beginning of section.

For data options, see pages 54-58.

| Item              | Model No.   | W  | D  | H   | K | R | Ship Wt | Cubic Ft | List Price            |
|-------------------|-------------|----|----|-----|---|---|---------|----------|-----------------------|
| SQUARE METAL BASE | 01-2020MSBV | 20 | 20 | 28½ | — | — | 70      | 8.4      | W\$ 2507<br>CV\$ 2883 |


**Description**

- Metal Frame Base with Veneer or Composite Veneer Inserts
- Select From 5 Powdercoat Finishes
- Touch Latch Hinged Door
- Optional Wire Management Grommets at the Top with Fully Open Bottom
- Adjustable Levelers

**Options: Specify & Add**

|       |                                 |    |     |
|-------|---------------------------------|----|-----|
| GCB1S | Optional Grommet Top Edge (1)   | \$ | N/C |
| GCB2S | Optional Grommets Top Edges (2) | \$ | N/C |

|                                 | 72" | 96" | 120" | 144" | 168" | 192" |
|---------------------------------|-----|-----|------|------|------|------|
| <b>Number of Bases Required</b> | 2   | 2   | 3    | 3    | 3    | 3    |

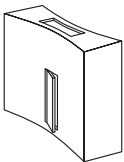
|                 |            |     |     |     |   |   |    |      |         |
|-----------------|------------|-----|-----|-----|---|---|----|------|---------|
| METAL CAFÉ BASE | 01-3128MAB | 30½ | 30½ | 28¾ | — | — | 13 | 17.8 | \$ 1205 |
|-----------------|------------|-----|-----|-----|---|---|----|------|---------|


**Description**

- Metal Column with Four Legs
- Select From 5 Powdercoat Finishes
- Adjustable Levelers

|                                 | 72" | 96" | 120" | 144" | 168" | 192" |
|---------------------------------|-----|-----|------|------|------|------|
| <b>Number of Bases Required</b> | 2   | 2   | NA   | NA   | NA   | NA   |

|              |                         |    |    |     |   |   |    |     |                      |
|--------------|-------------------------|----|----|-----|---|---|----|-----|----------------------|
| BOW TIE BASE | 01-1222TS               | 22 | 12 | 28½ | — | — | 30 | 5.8 | \$ 2255<br>CV\$ 2592 |
|              | 01-1222TSD<br>With Door | 22 | 12 | 28½ | — | — | 30 | 5.8 | \$ 2617<br>CV\$ 3009 |



Shown With Door

**Description**

- 4" Wire Management Opening in the Bottom
- Models with Doors Have a 18" H x 6" W Opening
- Adjustable Levelers

**Options: Specify & Add**

|       |                                 |    |     |
|-------|---------------------------------|----|-----|
| GCB1S | Optional Grommet Top Edge (1)   | \$ | N/C |
| GCB2S | Optional Grommets Top Edges (2) | \$ | N/C |

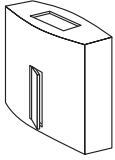
|                                 | 72" | 96" | 120" | 144" | 168" | 192" |
|---------------------------------|-----|-----|------|------|------|------|
| <b>Number of Bases Required</b> | 2   | 2   | 3    | 3    | 3    | 3    |

For ordering options, see back of Etch identification card at the beginning of section.

For data options, see pages 54-58.

**ETCH™ 9700 CONFERENCE SERIES**

| Item       | Model No.  | W  | D  | H   | K | R | Ship Wt | Cubic Ft | List Price |
|------------|------------|----|----|-----|---|---|---------|----------|------------|
| CANOE BASE | 01-1222CS  | 22 | 12 | 28½ | — | — | 27      | 5.8      | \$ 2255    |
|            |            |    |    |     |   |   |         |          | CV\$ 2592  |
|            | 01-1222CSD | 22 | 12 | 28½ | — | — | 27      | 5.8      | \$ 2617    |
|            |            |    |    |     |   |   |         |          | CV\$ 3009  |



Shown With Door

**Description**

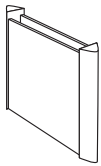
- 6" Wire Management Opening in the Bottom
- Models with Doors Have a 18" H x 6" W Opening
- Adjustable Levelers

**Options: Specify & Add**

|       |                                 |    |     |
|-------|---------------------------------|----|-----|
| GCBIS | Optional Grommet Top Edge (1)   | \$ | N/C |
| GCB2S | Optional Grommets Top Edges (2) | \$ | N/C |

|                                 | 72" | 96" | 120" | 144" | 168" | 192" |
|---------------------------------|-----|-----|------|------|------|------|
| <b>Number of Bases Required</b> | 2   | 2   | 3    | 3    | 3    | 3    |

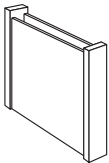
|                     |                       |     |   |     |   |   |    |     |           |
|---------------------|-----------------------|-----|---|-----|---|---|----|-----|-----------|
| V-CAPPED PANEL BASE | 01-0430VPBV<br>Veneer | 30½ | 4 | 27¾ | — | — | 28 | 3.5 | \$ 1372   |
|                     |                       |     |   |     |   |   |    |     | CV\$ 1577 |


**Description**

- Metal V-Cap Accents Veneer Panel Base
- Select From 5 Powdercoat Finishes
- 3" Wire Access Across the Top
- Fully Open for Wire Management at the Bottom
- Adjustable Levelers

|                                 | 72" | 96" | 120" | 144" | 168" | 192" |
|---------------------------------|-----|-----|------|------|------|------|
| <b>Number of Bases Required</b> | 2   | 2   | 3    | 3    | 3    | 5    |

|                        |                       |     |   |     |   |   |    |     |           |
|------------------------|-----------------------|-----|---|-----|---|---|----|-----|-----------|
| FLAT-CAPPED PANEL BASE | 01-0427FPBV<br>Veneer | 27¾ | 4 | 27¾ | — | — | 31 | 3.5 | \$ 1407   |
|                        |                       |     |   |     |   |   |    |     | CV\$ 1618 |


**Description**

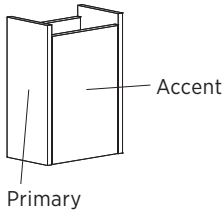
- Metal Flat-Cap Accents Panel Base
- Select From 5 Powdercoat Finishes
- 3" Wire Access Across the Top
- Fully Open for Wire Management at the Bottom
- Adjustable Levelers

|                                 | 72" | 96" | 120" | 144" | 168" | 192" |
|---------------------------------|-----|-----|------|------|------|------|
| <b>Number of Bases Required</b> | 2   | 2   | 3    | 3    | 3    | 5    |

For ordering options, see back of Etch identification card at the beginning of section.

For data options, see pages 54-58.

| Item                              | Model No.   | W  | D  | H   | K | R | Ship Wt | Cubic Ft | List Price |
|-----------------------------------|-------------|----|----|-----|---|---|---------|----------|------------|
| RECTANGULAR BOX<br>BASE WITH DOOR | 01-1220RBDV | 20 | 12 | 28½ | — | — | 50      | 5.4      | W\$ 557    |
|                                   | Veneer      |    |    |     |   |   |         |          | CV\$ 625   |
|                                   |             |    |    |     |   |   |         |          | C\$ 541    |

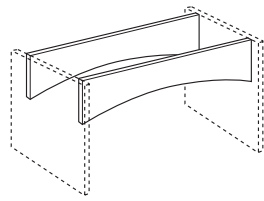

**Description**

- Rectangular Base with Lift-Off Removable Panel
- Available in Veneer, or a Combination of Veneer and Laminate
- Combination Orders Must Specify an Accent and a Primary Finish
- 2" Wire Management Access Across Both Sides
- Fully Open for Wire Management at the Bottom

|                                 | 72" | 96" | 120" | 144" | 168" | 192" |
|---------------------------------|-----|-----|------|------|------|------|
| <b>Number of Bases Required</b> | 2   | 2   | 3    | 3    | 3    | 3    |

## Pricing Codes:

W = Veneer / CV = Composite Veneer / C = Veneer and Laminate.

| ARCH STRETCHER RAILS   | Model No.   | W | D | H    | K | R | Ship Wt | Cubic Ft | List Price            |
|--|-------------|---|---|------|---|---|---------|----------|-----------------------|
|  | 01-192ARCHV | — | — | 12-8 | — | — | —       | —        | W\$ 1637<br>CV\$ 1883 |
|  | 01-168ARCHV | — | — | 12-8 | — | — | —       | —        | W\$ 1021<br>CV\$ 1174 |
|  | 01-144ARCHV | — | — | 12-8 | — | — | —       | —        | W\$ 933<br>CV\$ 1072  |
|  | 01-120ARCHV | — | — | 12-8 | — | — | —       | —        | W\$ 861<br>CV\$ 991   |
|  | 01-96ARCHV  | — | — | 12-8 | — | — | —       | —        | W\$ 583<br>CV\$ 671   |
|  | 01-72ARCHV  | — | — | 12-8 | — | — | —       | —        | W\$ 524<br>CV\$ 602   |

**Description**

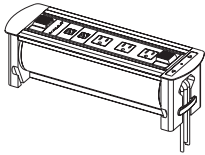
- Arch Stretcher Rails Work with Rectangular Bases
- Arch Stretcher Rails Must Be Field Installed in Place of the Standard Stretcher Rails Shipped with Rectangular Bases
- Rails for Tables 120" to 168" will Ship as Two Sets of Two
- Rails for Tables 192" will Ship as Four Sets of Two

For ordering options, see back of Etch identification card at the beginning of section.

For data options, see pages 54-58.

**ETCH™ 9700 CONFERENCE SERIES**  
 Data/Power/Communication Accessories

| Item                                 | Model No.  | W   | D    | H   | K | R | Ship Wt | Cubic Ft | List Price |
|--------------------------------------|------------|-----|------|-----|---|---|---------|----------|------------|
| TRAINING TABLE<br>POWER & DATA VAULT | 01-TVAULTA | 4 ½ | 13 ¾ | 4 ⅙ | — | — | 10      | 0.3      | \$ 1030    |

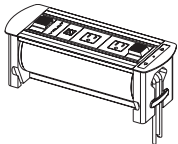


Open Market Only

**Description**

- Electric Drive Motor Rotates the Surface Technology 180° to the Proper Position
- Photo-Electronic Eye Prevents Rotation When Obstructed
- 2 Data Ports and 3 Power Outlets
- 6' Power Cord

|                                  |            |     |      |     |   |   |    |     |        |
|----------------------------------|------------|-----|------|-----|---|---|----|-----|--------|
| HOTEL DESK POWER<br>& DATA VAULT | 01-HVAULTA | 4 ½ | 11 ¾ | 4 ⅙ | — | — | 10 | 0.3 | \$ 991 |
|----------------------------------|------------|-----|------|-----|---|---|----|-----|--------|

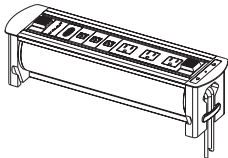


Open Market Only

**Description**

- Electric Drive Motor Rotates the Surface Technology 180° to the Proper Position
- Photo-Electronic Eye Prevents Rotation When Obstructed
- 1 Data Ports and 2 Power Outlets
- 6' Power Cord

|  |            |     |      |     |   |   |    |     |         |
|--|------------|-----|------|-----|---|---|----|-----|---------|
| CONFERENCE TABLE<br>POWER & DATA VAULT | 01-CVAULTA | 4 ½ | 15 ¾ | 4 ⅙ | — | — | 10 | 0.4 | \$ 1084 |
|--|------------|-----|------|-----|---|---|----|-----|---------|



Open Market Only

**Description**

- Electric Drive Motor Rotates the Surface Technology 180° to the Proper Position
- Photo-Electronic Eye Prevents Rotation When Obstructed
- 3 Data Ports, 3 Power Outlets, and 1 VGA Port
- 6' Power Cord

|                     |                           |     |      |   |   |   |   |     |        |
|---------------------|---------------------------|-----|------|---|---|---|---|-----|--------|
| REVEAL POWER & DATA | 01-ASSEMBLERA<br>Aluminum | 6 ⅝ | 13 ⅜ | 3 | — | — | 5 | 0.3 | \$ 612 |
|                     | 01-ASSEMBLERB<br>Black    | 6 ⅝ | 13 ⅜ | 3 | — | — | 5 | 0.3 | \$ 612 |


**Description**

- Mounts Under Worksurface on Sturdy Ball Bearing Track
- 1 Open Port, 1 USB, and 2 Power Outlets
- Includes Voice/Data Adapter Kit to Accept Couplers and Jacks When Required
- Does Not Require Cut Out in Worksurface
- UL Listed

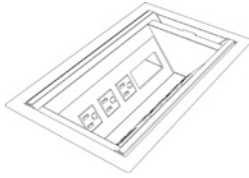
For ordering options, see back of Etch identification card at the beginning of section.

For data options, see pages 54-58.



**ETCH™ 9700 CONFERENCE SERIES**  
 Data/Power/Communication Accessories

| Item                    | Model No.              | W  | D | H       | K | R | Ship Wt | Cubic Ft | List Price |
|-------------------------|------------------------|----|---|---------|---|---|---------|----------|------------|
| OASIS MINI POWER & DATA | 01-OASISMA<br>Aluminum | 15 | 9 | 4 15/16 | — | — | 7       | 7        | \$ 2018    |
|                         | 01-OASISMB<br>Black    | 15 | 9 | 4 15/16 | — | — | 7       | .7       | \$ 2018    |


**Description**

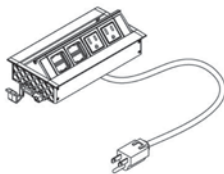
- 2 Data/1 Voice Telecom Plates Included
- Opening for 1 Additional Plate Sold Separately
- 4 Power Outlets
- Soft Touch Hinged Lid
- 9' Power Cord
- UL Listed
- Optional Telecom Plates, See Page 63

|                       |                          |   |       |       |   |   |   |    |        |
|-----------------------|--------------------------|---|-------|-------|---|---|---|----|--------|
| INTERACT POWER & DATA | 01-INTERACTA<br>Aluminum | 9 | 5 3/8 | 2 3/4 | — | — | 5 | .2 | \$ 414 |
|                       | 01-INTERACTB<br>Black    | 9 | 5 3/8 | 2 3/4 | — | — | 5 | .2 | \$ 414 |


**Description**

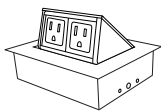
- 1 Data/ 1 Voice Telecom Plate Included
- 2 Power Outlets
- Convenience Plug on Bottom
- 6' Power Cord
- UL Listed and CSA Certified
- Optional Telecom Plates, See Page 63

|             |                        |   |   |   |   |   |   |    |        |
|-------------|------------------------|---|---|---|---|---|---|----|--------|
| DATA PORT 4 | 01-DPORT4A<br>Aluminum | 8 | 4 | — | — | — | 7 | .2 | \$ 690 |
|             | 01-DPORT4B<br>Black    | 8 | 4 | — | — | — | 7 | .2 | \$ 690 |


**Description**

- Retracts into Work Surface to Regain Productive Space
- One-Touch Access to Power and Data
- Two Power Outlets and Two Open Ports for Data
- Water-Proof Simplex (Outlets)
- Includes a Voice/Data Adapter Kit to Accept Couplers and Jacks When Required
- 6' Power Cord

|           |                         |        |       |   |   |   |   |    |        |
|-----------|-------------------------|--------|-------|---|---|---|---|----|--------|
| POWER 440 | 01-DATA440A<br>Aluminum | 5 5/16 | 4 3/8 | — | — | — | 5 | .2 | \$ 610 |
|           | 01-DATA440B<br>Black    | 5 5/16 | 4 3/8 | — | — | — | 5 | .2 | \$ 610 |


**Description**

- 2 Power Outlets
- Soft Touch Hinged Lid
- 6' Power Cord

For ordering options, see back of Etch identification card at the beginning of section.

For data options, see pages 54-58.

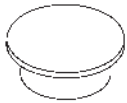
**ETCH™ 9700 CONFERENCE SERIES**  
 Data/Power/Communication Accessories

| Item                      | Model No.         | W | D | H | K | R | Ship Wt | Cubic Ft | List Price |
|---------------------------|-------------------|---|---|---|---|---|---------|----------|------------|
| FACTORY INSTALLED GROMMET | 01-GRMTB<br>Black | — | — | — | — | — | 1       | .1       | \$ 48      |


**Description**

- 60mm Round Grommet with Cover

|                               |                     |   |   |   |   |   |   |    |       |
|-------------------------------|---------------------|---|---|---|---|---|---|----|-------|
| FIELD INSTALLED GROMMET COVER | 01-GRMTSL<br>Silver | — | — | — | — | — | 1 | .1 | \$ 23 |
|-------------------------------|---------------------|---|---|---|---|---|---|----|-------|



Open  
Market  
Only

**Description**

- 60mm Round Grommet Cover

|                        |                    |                 |                 |   |   |   |   |    |        |
|------------------------|--------------------|-----------------|-----------------|---|---|---|---|----|--------|
| SPHERICAL POWER CENTER | 01-PDCSS<br>Silver | 3 $\frac{3}{8}$ | 3 $\frac{3}{8}$ | 3 | — | — | 2 | .1 | \$ 390 |
|                        | 01-PDCSB<br>Black  | 3 $\frac{3}{8}$ | 3 $\frac{3}{8}$ | 3 | — | — | 2 | .1 | \$ 390 |


**Description**

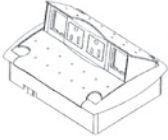
- Two 15 Amp Simplexes
- Two Voice/Data Ports
- Six Foot Cord
- UL Listed & CSA Certified

NOTE: To order voice/data modules for your specific requirements, contact the local computer or telecommunications installation service in your area.

For data port locations, see pages 7-19.

**ETCH™ 9700 CONFERENCE SERIES**  
 Data/Power/Communication Accessories

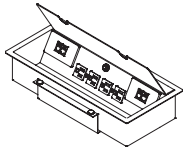
| Item                     | Model No. | W  | D | H  | K | R | Ship Wt | Cubic Ft | List Price |
|--------------------------|-----------|----|---|----|---|---|---------|----------|------------|
| WORKSURFACE POWER CENTER | 01-INTP   | 5¼ | 7 | 1¾ | — | — | 2       | .2       | \$ 491     |


**Description**

- Two 15 Amp Duplex Outlets
- Two Voice/Data Ports
- Six Foot Cord
- Silver
- UL Listed

NOTE: To order voice/data modules for your specific requirements contact the local computer or telecommunications installation service in your area.

|                          |                         |     |    |    |   |   |    |    |         |
|--------------------------|-------------------------|-----|----|----|---|---|----|----|---------|
| WORKSURFACE POWER CENTER | 01-INTRFC1A<br>Aluminum | 14¼ | 6¾ | 2⅞ | — | — | 11 | .3 | \$ 1306 |
|                          | 01-INTRFC1B<br>Black    | 14¼ | 6¾ | 2⅞ | — | — | 11 | .3 | \$ 1306 |


**Description**

- Four Power Receptacles in Two 15 Amp Duplexes
- One 15 Amp Circuit Breaker
- One Voice Port
- Three Data Ports
- Six Foot Cord
- UL Listed/CSA Certified
- Optional Telecom Plates, See Page 63

NOTE: To order voice/data modules for your specific requirements contact the local computer or telecommunications installation service in your area.

For data port locations, see pages 7-19.

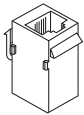
**ETCH™ 9700 CONFERENCE SERIES**  
 Data/Power/Communication Accessories

| Item     | Model No.  | W | D | H | K | R | Ship Wt | Cubic Ft | List Price |
|----------|------------|---|---|---|---|---|---------|----------|------------|
| USB PORT | 01-USBPORT | - | - | - | - | - | -       | -        | \$ 102     |


**Description**

- Increases Transfer Speed Up to 5 gbs/sec
- Simultaneous Read/Write Capability
- Idle Device Power Saving State
- 6' Cord
- Compatible with 01-DPORT4, 1-INTP, 1-PDCS, and 01-ASSEMBLER

|               |           |   |   |   |   |   |   |   |       |
|---------------|-----------|---|---|---|---|---|---|---|-------|
| VOICE COUPLER | 01-VOICE1 | - | - | - | - | - | - | - | \$ 46 |
|---------------|-----------|---|---|---|---|---|---|---|-------|


**Description**

- 6-Pin Modular Plug
- Molded Black
- Cord Not Included
- Compatible with 01-DPORT4, 1-INTP, 1-PDCS, and 01-ASSEMBLER


|           |            |   |   |   |   |   |   |   |        |
|-----------|------------|---|---|---|---|---|---|---|--------|
| DATA PORT | 01-RJ4DATA | - | - | - | - | - | - | - | \$ 105 |
|-----------|------------|---|---|---|---|---|---|---|--------|


**Description**

- 8-Pin Modular Plug
- Cat 5 Ethernet Cable
- Pre-terminated Cable
- 9' Cord
- Compatible with 01-DPORT4, 1-INTP, 1-PDCS, and 01-ASSEMBLER

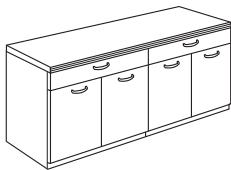
For data port locations, see pages 7-19.

| Item   | Model No. | W  | D  | H  | K | R | Ship Wt | Cubic Ft | List Price                        |
|--------|-----------|----|----|----|---|---|---------|----------|-----------------------------------|
| BUFFET | 97-2436BF | 36 | 24 | 36 | — | — | 189     | 21.7     | P\$ 2613<br>W\$ 2657<br>CV\$ 3056 |


**Description**

- Top Shaped Front Side Only
- One Drawer
- Storage Behind Two Veneer Doors
- One Adjustable Shelf
- Finished Back

|        |           |    |    |    |   |   |     |      |                                   |
|--------|-----------|----|----|----|---|---|-----|------|-----------------------------------|
| BUFFET | 97-2472BF | 72 | 24 | 36 | — | — | 342 | 45.6 | P\$ 5111<br>W\$ 5188<br>CV\$ 5966 |
|--------|-----------|----|----|----|---|---|-----|------|-----------------------------------|


**Description**


- Top Shaped Front Side Only
- Two Drawers
- Storage Behind Four Veneer Doors
- Two Adjustable Shelves
- Finished Back

|        |            |    |    |    |   |   |     |      |                                   |
|--------|------------|----|----|----|---|---|-----|------|-----------------------------------|
| BUFFET | 97-2472BFD | 72 | 24 | 36 | — | — | 337 | 45.6 | P\$ 5681<br>W\$ 5758<br>CV\$ 6622 |
|--------|------------|----|----|----|---|---|-----|------|-----------------------------------|


**Description**

- Top Shaped Front Side Only
- Open Storage with Adjustable Shelf
- Two Drawers
- Left and Right Storage Behind Veneer Doors with Adjustable Shelves
- Center Storage Behind Veneer Doors with Touch Latch
- Finished Back

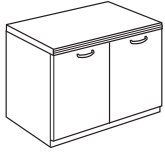
|        |            |    |    |    |   |   |     |      |                                   |
|--------|------------|----|----|----|---|---|-----|------|-----------------------------------|
| BUFFET | 97-2472SBF | 72 | 24 | 36 | — | — | 362 | 45.6 | P\$ 5681<br>W\$ 5758<br>CV\$ 6622 |
|--------|------------|----|----|----|---|---|-----|------|-----------------------------------|


**Description**

- Top Shaped Front Side Only
- Three Drawers
- Storage Behind Four Veneer Doors
- Three Adjustable Shelves
- Center Section is Stepped Back
- Finished Back

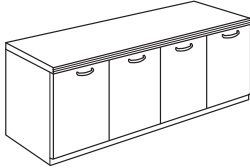
For ordering options, see back of Etch identification card at the beginning of section.

| Item               | Model No. | W  | D  | H  | K | R | Ship Wt | Cubic Ft | List Price                        |
|--------------------|-----------|----|----|----|---|---|---------|----------|-----------------------------------|
| CONFERENCE CREENZA | 97-2436CC | 36 | 24 | 30 | — | — | 150     | 17.6     | P\$ 2045<br>W\$ 2088<br>CV\$ 2402 |


**Description**

- Top Shaped on Front Side Only
- Two Veneer Doors
- Adjustable Shelf Behind Doors
- Finished Back

|                    |           |    |    |    |   |   |     |      |                                   |
|--------------------|-----------|----|----|----|---|---|-----|------|-----------------------------------|
| CONFERENCE CREENZA | 97-2472CC | 72 | 24 | 30 | — | — | 290 | 34.2 | P\$ 4036<br>W\$ 4112<br>CV\$ 4728 |
|--------------------|-----------|----|----|----|---|---|-----|------|-----------------------------------|


**Description**

- Top Shaped Front on Side Only
- Four Veneer Doors
- Two Adjustable Shelves
- Finished Back

|              |           |    |    |    |   |   |     |      |                                   |
|--------------|-----------|----|----|----|---|---|-----|------|-----------------------------------|
| SERVING CART | 97-2436SV | 36 | 24 | 36 | — | — | 149 | 24.0 | P\$ 2964<br>W\$ 3006<br>CV\$ 3455 |
|--------------|-----------|----|----|----|---|---|-----|------|-----------------------------------|


**Description**

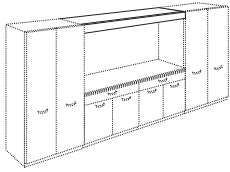
- Top Shaped on Front Side Only
- Two Box Drawers
- Open Storage
- Storage Behind Two Doors
- Locking Casters
- Veneer on Drawer and Door Fronts

**Options: Specify & Add**

|        |                                |       |
|--------|--------------------------------|-------|
| 1-GRMT | Optional Grommet in Back Panel | \$ 48 |
|--------|--------------------------------|-------|

For ordering options, see back of Etch identification card at the beginning of section.

| Item       | Model No. | W  | D  | H      | K | R | Ship Wt | Cubic Ft | List Price          |
|------------|-----------|----|----|--------|---|---|---------|----------|---------------------|
| VISOR RAIL | 97-2472VR | 72 | 24 | 5 3/16 | — | — | 100     | 8.9      | \$ 915<br>CV\$ 1053 |



**Description**

- Overhead Rail Creates Wall Unit
- For Use with 72" High Cabinets and Credenzas/Bufets

**Options: Specify & Add**

|         |   |        |
|---------|---|--------|
| 1-PS    | Optional Projection Screen<br>Requires Field Installation | \$ 667 |
| TL-0848 | Optional Task Light<br>Requires Field Installation        | \$ 288 |

|              |           |    |   |    |   |   |     |      |                      |
|--------------|-----------|----|---|----|---|---|-----|------|----------------------|
| VISUAL BOARD | 97-4848VB | 48 | 5 | 48 | — | — | 150 | 11.0 | \$ 3100<br>CV\$ 3565 |
|--------------|-----------|----|---|----|---|---|-----|------|----------------------|


**Description**

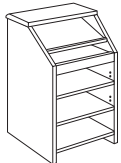
- Tackboard on Each Door Standard in Black Fabric Unless Specified
- Price Valid for Grades 1, 2, & 3
- Display Rail with Adjustable Hooks for Flipchart
- Flipchart
- Magnetic Porcelain Non-Glare Writing Surface
- Set of Four Dry Erase Markers and Eraser
- Mounts to Wall with Mounting Bracket Included

| Options: Specify & Add | Grade 4                                      | Grade 5 | Grade 6 | Grade 7 | Grade 8 | Grade 9 | Grade 10 |
|------------------------|--|---------|---------|---------|---------|---------|----------|
| Tackboard              | \$ 181                                       | 263     | 354     | 473     | 601     | 753     | 926      |
| 1-PS                   | Optional Factory Installed Projection Screen |         |         |         |         |         | \$ 667   |



NOTE: A capsule pull will be substituted for Elite, Buckle, or Groove pulls.  
 NOTE: Indiana Furniture will not be liable for visual boards that are not properly installed.

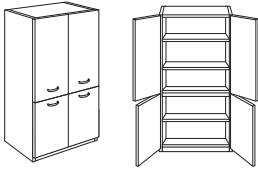
|               |           |    |    |    |   |   |     |      |                      |
|---------------|-----------|----|----|----|---|---|-----|------|----------------------|
| LECTERN STAND | 97-2650LS | 26 | 24 | 50 | — | — | 130 | 21.9 | \$ 2436<br>CV\$ 2801 |
|---------------|-----------|----|----|----|---|---|-----|------|----------------------|


**Description**

- Top Shaped on Approach Side Only
- Fixed Reading Shelf
- Adjustable Pullout Shelf
- Two Adjustable Storage Shelves in Lower Compartment
- Locking Casters

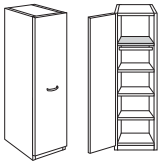
For ordering options, see back of Etch identification card at the beginning of section.

| Item                                      | Model No.  | W  | D  | H                                | K | R | Ship Wt | Cubic Ft | List Price           |
|---|------------|----|----|----------------------------------|---|---|---------|----------|----------------------|
| WOOD DOOR STORAGE<br>CABINET DOUBLE DOORS | 97-3672SUD | 36 | 24 | 70 <sup>13</sup> / <sub>16</sub> | — | — | 285     | 42.0     | \$ 4769<br>CV\$ 5486 |


**Description**

- Top Section has Two Adjustable Wood Shelves
- Bottom Section has One Adjustable Wood Shelf
- Finished Back

| WARDROBE/STORAGE CABINET | Hinged Left | Hinged Right | W  | D  | H                                | K | R | Ship Wt | Cubic Ft | List Price           |
|--------------------------|-------------|--------------|----|----|----------------------------------|---|---|---------|----------|----------------------|
|                          | 97-1872WL   | 97-1872WR    |    |    |                                  |   |   |         |          |                      |
|                          |             |              | 18 | 24 | 70 <sup>13</sup> / <sub>16</sub> | — | — | 155     | 22.0     | \$ 3445<br>CV\$ 3961 |


**Description**

- Fixed Top Shelf
- Coat Rod Under Fixed Shelf
- Three Adjustable Wood Shelves
- Adjustable Shelves can be Removed for Wardrobe Application
- Figured Veneer on Door

For ordering options, see back of Etch identification card at the beginning of section.



Compatible with 01-OASISMA, 01-OASISMB, 01-INTERACTA, 01-INTERACTB, 01-INTRFCIA, and 01-INTRFCIB.

| <b>Model No.</b> | <b>Description</b>   | <b>List Price</b> |
|------------------|--|-------------------|
| 01-ABL           | Telecom Plate, Blank Plate   | \$ 26             |
| 01-ABL737373     | Telecom Plate, (3) RJ45 Cat 5e   | \$ 233            |
| 01-ABLAB         | Telecom Plate, (1) RJ45 Cat 6, (1) RJ11 Cat 3 Phone  | \$ 129            |
| 01-ABLAB102      | Telecom Plate, (1) RJ45 Cat 6, (1) RJ11 Cat 3, (1) USB W/72" Patch Cord                              | \$ 203            |
| 01-ABLABB        | Telecom Plate, (2) RJ45 Cat 6, (1) RJ11 Cat 3 Phone  | \$ 203            |
| 01-ABLB          | Telecom Plate, (1) RJ45 Cat 6  | \$ 95             |
| 01-ABLBB         | Telecom Plate, (2) RJ45 Cat 6  | \$ 164            |
| 01-ABLBBB        | Telecom Plate, (3) RJ45 Cat 6  | \$ 233            |
| 01-ABLBBBB       | Telecom Plate, (4) RJ45 Cat 6  | \$ 301            |
| 01-ABLBBC51      | Telecom Plate, (2) RJ45 Cat 6, (1) 15 Pin HD VGA w/72" Patch Cord                                    | \$ 282            |
| 01-ABLBC51L      | Telecom Plate, (1) RJ45 Cat 6, (1) Mini Stereo Inline, (1) 15 Pin HD VGA w/72" Patch Cord            | \$ 258            |
| 01-ABLC3811      | Telecom Plate, (1) RJ45 Cat 6 Data Inline, (1) RJ11 Cat 3 Phone Inline                               | \$ 125            |
| 01-ABLC45        | Telecom Plate, (1) HDMI w/36" Patch Cord   | \$ 187            |
| 01-ABLC45C51L    | Telecom Plate, (1) Mini Stereo Inline, (1) HDMI w/36" Patch Cord, (1) 15 Pin HD VGA w/72" Patch Cord | \$ 352            |
| 01-ABLC51L       | Telecom Plate, (1) 15 Pin HD VGA & (1) Mini Stereo Inline Jack                                       | \$ 189            |
| 01-ABLCRDM       | Telecom Plate, (3) Cord Bushings   | \$ 61             |



# Niche™

## Conference Collection

### How to Order

|       | QTY | MODEL NO. | DESCRIPTION |    |
|-------|-----|-----------|-------------|----|
| TOPS  | 1   | 94-3672RT | Top         | YC |
|       |     |           | Edge        | X  |
| BASES | 2   | 01-2424XB | Base        | YC |
| DATA  | 1   | 1-INTP    | Location    | OC |



### Specifications

#### LAMINATES

Exposed surfaces are produced from wood grained, patterned, and solid color laminates fused to a particle-board core. Each laminate offers lasting beauty, superior resistance to normal wear, and easy maintenance.

#### TOPS

HPL tops are 3-ply construction, 1 $\frac{3}{16}$ " thick with PVC rims. Tops are shaped on all four sides for complete design appeal. Tops are available in fifteen wood-look laminates, two solid laminates, and four different edge details.

#### CHASSIS CONSTRUCTION

Tops and end panels are securely fastened using high quality European fastening systems to assure maximum strength. All units are equipped with heavy-duty, adjustable glides to ensure proper leveling and compensation for uneven floors.

#### DRAWERS

All drawer fronts are 3-ply construction,  $\frac{3}{4}$ " thick with matched grain. Drawer sides, back, and front are wood grain vinyl wrapped,  $\frac{1}{2}$ " thick. Box and file drawers have  $\frac{1}{8}$ " thick hardboard bottoms. 5-sided drawer construction allows for easy removal of drawer fronts.

#### DRAWER SUSPENSION

File drawers and box drawers feature high quality, black progressive full extension slides with precision steel ball bearings to ensure a smooth, quiet operation. All suspensions have a lifetime warranty.

#### FILING HARDWARE

All file drawers are standard with custom fitted filing systems designed to accommodate a variety of filing requirements. Storage cabinet file drawers provide legal filing front to back, and legal or letter filing side to side.

#### LOCKING


All units with file drawers feature locking. Removable lock cylinders allow for units to be re-keyed at a later date if required. Units are shipped randomly keyed as standard. Lock cores match pull color.



# Conferencing Solutions

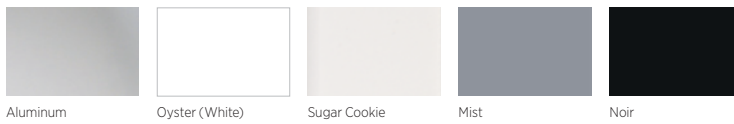
# Laminate Options

## CONFERENCE TOPS AND BASES




\* Not Available on Select Bases

## METAL FRAME OPTIONS



# Edge Options



# Pull Options



## COORDINATING PRODUCTS

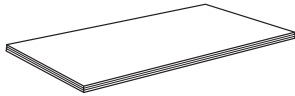
Niche Conference offers options to coordinate with Resilience and Canvas Casegoods.

**INTERIOR DRAWER DIMENSIONS**

NICHE 9400 INTERIOR DRAWER DIMENSIONS

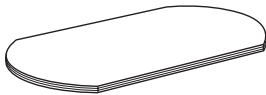
| Item                    | Drawers    | W   | L  | D  |
|-------------------------|------------|---|--|--|
| 94-2472BFD<br>94-2436SV | Box        | 14 <sup>17</sup> / <sub>32</sub>                                    | 19 <sup>1</sup> / <sub>4</sub>                                   | 3 <sup>21</sup> / <sub>32</sub>                                    |
| 94-2436BF<br>94-2472BF  | Box        | 32 <sup>9</sup> / <sub>16</sub>                                     | 19 <sup>1</sup> / <sub>4</sub>                                   | 3 <sup>21</sup> / <sub>32</sub>                                    |
| 94-2472SBF              | Box<br>Box | 14 <sup>17</sup> / <sub>32</sub><br>32 <sup>9</sup> / <sub>16</sub> | 19 <sup>1</sup> / <sub>4</sub><br>19 <sup>1</sup> / <sub>4</sub> | 3 <sup>21</sup> / <sub>32</sub><br>3 <sup>21</sup> / <sub>32</sub> |

**NICHE™ 9400 CONFERENCE SERIES**

| Item  | Model No.                     | W   | D  | H      | K | R | Ship Wt | Cubic Ft | List Price |
|---|-------------------------------|-----|----|--------|---|---|---------|----------|------------|
|  RECTANGULAR CONFERENCE TOPS | 94-48192RT<br>16 Ft - 2 Piece | 192 | 48 | 1 3/16 | — | — | 375     | 15.5     | \$ 3255    |
|   | 94-48168RT<br>14 Ft - 2 Piece | 168 | 48 | 1 3/16 | — | — | 325     | 13.6     | \$ 2816    |
|   | 94-48144RT<br>12 Ft - 2 Piece | 144 | 48 | 1 3/16 | — | — | 275     | 12.3     | \$ 2287    |
|   | 94-48120RT<br>10 Ft - 2 Piece | 120 | 48 | 1 3/16 | — | — | 225     | 10.3     | \$ 2064    |
|   | 94-4296RT<br>8 Ft - 1 Piece   | 96  | 42 | 1 3/16 | — | — | 180     | 9.4      | \$ 1567    |
|   | 94-3672RT<br>6 Ft - 1 Piece   | 72  | 36 | 1 3/16 | — | — | 100     | 6.2      | \$ 1056    |

**Description**

- Grain Runs the Width of the Table
- Heavy Duty Ganging Mechanisms Connect 2 Piece Tops
- See Conference Bases for Number of Bases Required

| Item  | Model No.                     | W   | D  | H      | K | R | Ship Wt | Cubic Ft | List Price |
|---|-------------------------------|-----|----|--------|---|---|---------|----------|------------|
|  ARC RECTANGULAR CONFERENCE TOPS | 94-48192AR<br>16 Ft - 2 Piece | 192 | 48 | 1 3/16 | — | — | 375     | 15.5     | \$ 3776    |
|   | 94-48168AR<br>14 Ft - 2 Piece | 168 | 48 | 1 3/16 | — | — | 325     | 13.6     | \$ 3263    |
|   | 94-48144AR<br>12 Ft - 2 Piece | 144 | 48 | 1 3/16 | — | — | 275     | 12.3     | \$ 2756    |
|   | 94-48120AR<br>10 Ft - 2 Piece | 120 | 48 | 1 3/16 | — | — | 225     | 10.3     | \$ 2574    |
|   | 94-4296AR<br>8 Ft - 1 Piece   | 96  | 42 | 1 3/16 | — | — | 180     | 9.4      | \$ 1667    |
|   | 94-3672AR<br>6 Ft - 1 Piece   | 72  | 36 | 1 3/16 | — | — | 100     | 6.2      | \$ 1470    |

**Description**


- Grain Runs the Width of the Table
- Heavy Duty Ganging Mechanisms Connect 2 Piece Tops
- See Conference Bases for Number of Bases Required

For ordering options including laminate availability, see back of Niche identification card at the beginning of section.

For complete base descriptions, see pages 70-75.

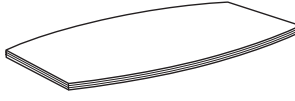
For data options, see pages 76-80.

For data location options, see pages 7-19.

| Item  | Model No.                     | W   | D  | H      | K | R | Ship Wt | Cubic Ft | List Price |
|---|-------------------------------|-----|----|--------|---|---|---------|----------|------------|
|  RACETRACK CONFERENCE TOPS | 94-48192AT<br>16 Ft - 2 Piece | 192 | 48 | 1 3/16 | — | — | 375     | 15.5     | \$ 3776    |
|   | 94-48168AT<br>14 Ft - 2 Piece | 168 | 48 | 1 3/16 | — | — | 325     | 13.6     | \$ 3263    |
|   | 94-48144AT<br>12 Ft - 2 Piece | 144 | 48 | 1 3/16 | — | — | 275     | 12.3     | \$ 2756    |
|   | 94-48120AT<br>10 Ft - 2 Piece | 120 | 48 | 1 3/16 | — | — | 225     | 10.3     | \$ 2574    |
|   | 94-4296AT<br>8 Ft - 1 Piece   | 96  | 42 | 1 3/16 | — | — | 180     | 9.4      | \$ 1667    |
|   | 94-3672AT<br>6 Ft - 1 Piece   | 72  | 36 | 1 3/16 | — | — | 100     | 6.2      | \$ 1470    |

**Description**

- Grain Runs the Width of the Table
- Heavy Duty Ganging Mechanisms Connect 2 Piece Tops
- See Conference Bases for Number of Bases Required

|   |                               |     |    |        |   |   |     |      |         |
|---|-------------------------------|-----|----|--------|---|---|-----|------|---------|
|  BOAT - SHAPED CONFERENCE TOPS | 94-48192BT<br>16 Ft - 2 Piece | 192 | 48 | 1 3/16 | — | — | 375 | 15.5 | \$ 3776 |
|   | 94-48168BT<br>14 Ft - 2 Piece | 168 | 48 | 1 3/16 | — | — | 325 | 13.6 | \$ 3263 |
|   | 94-48144BT<br>12 Ft - 2 Piece | 144 | 48 | 1 3/16 | — | — | 275 | 12.3 | \$ 2756 |
|   | 94-48120BT<br>10 Ft - 2 Piece | 120 | 48 | 1 3/16 | — | — | 225 | 10.3 | \$ 2574 |
|   | 94-4296BT<br>8 Ft - 1 Piece   | 96  | 42 | 1 3/16 | — | — | 180 | 9.4  | \$ 1667 |
|   | 94-3672BT<br>6 Ft - 1 Piece   | 72  | 36 | 1 3/16 | — | — | 100 | 6.2  | \$ 1470 |

**Description**

- Grain Runs the Width of the Table
- Heavy Duty Ganging Mechanisms Connect 2 Piece Tops
- See Conference Bases for Number of Bases Required

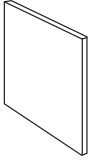
For ordering options including laminate availability, see back of Niche identification card at the beginning of section.

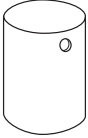
For complete base descriptions, see pages 70-75.

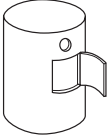
For data options, see pages 76-80.

For data location options, see pages 7-19.

**NICHE™ 9400 CONFERENCE SERIES**

| Item  | Model No.                                | W          | D          | H           | K           | R           | Ship Wt     | Cubic Ft | List Price |
|---|--|------------|------------|-------------|-------------|-------------|-------------|----------|------------|
| RECTANGULAR BASE  | 01-2428RB<br>For Tables 48" Wide         | 24         | 2          | 28½         | —           | —           | 34          | 2.7      | \$ 546     |
|   | 01-2028RB<br>For Tables 42" Wide or Less | 20         | 2          | 28½         | —           | —           | 28          | 2.3      | \$ 474     |
|  <p><b>Description</b></p> <ul style="list-style-type: none"> <li>Panel Base</li> <li>Stretchers are included</li> </ul> |  |            |            |             |             |             |             |          |            |
|   |  | <b>72"</b> | <b>96"</b> | <b>120"</b> | <b>144"</b> | <b>168"</b> | <b>192"</b> |          |            |
| <b>Number of Bases Required</b>   |  | 2          | 2          | 3           | 3           | 3           | 3           | 5        |            |

|  |   |                                   |            |             |             |             |             |      |        |  |
|--|---|-----------------------------------|------------|-------------|-------------|-------------|-------------|------|--------|--|
| CYLINDER BASE  | 01-2020CB<br>For Tables 42" Wide or Greater | 20                                | 20         | 28½         | —           | —           | 136         | 10.9 | \$ 977 |  |
|  | 01-1616CB<br>For Tables 36" Wide or Less    | 16                                | 16         | 28½         | —           | —           | 101         | 7.2  | \$ 892 |  |
|  <p><b>Description</b></p> <ul style="list-style-type: none"> <li>Veneer Base; Only Available in Select Colors. See Options Page.</li> <li>Weighted for Stability</li> <li>2 Wire Management Grommets Standard at Top with 8" Opening Standard in Bottom</li> </ul> |   |                                   |            |             |             |             |             |      |        |  |
| <b>Options: Specify &amp; Add</b>  |   |                                   |            |             |             |             |             |      |        |  |
| GCBIS  |   | Optional Grommet Top Edge (1)     |            |             |             |             |             | \$   | N/C    |  |
| NOGC   |   | Optional No Grommets At Top Edges |            |             |             |             |             | \$   | N/C    |  |
|  |   | <b>72"</b>                        | <b>96"</b> | <b>120"</b> | <b>144"</b> | <b>168"</b> | <b>192"</b> |      |        |  |
| <b>Number of Bases Required</b>  |   | 2                                 | 2          | 3           | 3           | 3           | 3           |      |        |  |

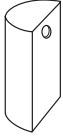
|   |  |                                   |            |             |             |             |             |      |         |  |
|---|--|-----------------------------------|------------|-------------|-------------|-------------|-------------|------|---------|--|
| CYLINDER BASE WITH DOOR   | 01-2020CBD<br>For Tables 42" Wide or Greater | 20                                | 20         | 28½         | —           | —           | 136         | 10.9 | \$ 1327 |  |
|   | 01-1616CBD<br>For Tables 36" Wide            | 16                                | 16         | 28½         | —           | —           | 101         | 7.2  | \$ 1184 |  |
|  <p><b>Description</b></p> <ul style="list-style-type: none"> <li>Veneer Base; Only Available in Select Colors. See Options Page.</li> <li>Weighted for Stability</li> <li>Access Door</li> <li>2 Wire Management Grommets Standard at Top with 8" Opening Standard in Bottom</li> </ul> |  |                                   |            |             |             |             |             |      |         |  |
| <b>Options: Specify &amp; Add</b>   |  |                                   |            |             |             |             |             |      |         |  |
| GCBIS   |  | Optional Grommet Top Edge (1)     |            |             |             |             |             | \$   | N/C     |  |
| NOGC  |  | Optional No Grommets At Top Edges |            |             |             |             |             | \$   | N/C     |  |
|   |  | <b>72"</b>                        | <b>96"</b> | <b>120"</b> | <b>144"</b> | <b>168"</b> | <b>192"</b> |      |         |  |
| <b>Number of Bases Required</b>   |  | 2                                 | 2          | 3           | 3           | 3           | 3           |      |         |  |

For ordering options, see back of Niche identification card at the beginning of section.

For data options, see pages 76-80.



| Item                 | Model No. | W  | D  | H   | K | R | Ship Wt | Cubic Ft | List Price |
|----------------------|-----------|----|----|-----|---|---|---------|----------|------------|
| HALF - CYLINDER BASE | 01-2010HB | 20 | 10 | 28½ | — | — | 83      | 5.8      | \$ 1291    |


**Description**

- Veneer Base; Only Available in Select Colors. See Options Page.
- Weighted for Stability
- 1 Wire Management Grommet Standard at Top with 8" Opening Standard in Bottom

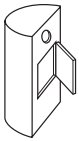
**Options: Specify & Add**

|      |                                   |    |     |
|------|-----------------------------------|----|-----|
| NOGC | Optional No Grommets At Top Edges | \$ | N/C |
|------|-----------------------------------|----|-----|

|                                 | 72" | 96" | 120" | 144" | 168" | 192" |
|---------------------------------|-----|-----|------|------|------|------|
| <b>Number of Bases Required</b> | 2   | 2   | 2+CB | 2+CB | 2+CB | 2+CB |

NOTE: Tables 120" and Larger Require a Cylinder Base in the Center, See Page 70

|                              |            |    |    |     |   |   |    |     |         |
|------------------------------|------------|----|----|-----|---|---|----|-----|---------|
| HALF CYLINDER BASE WITH DOOR | 01-2010HBD | 20 | 10 | 28½ | — | — | 83 | 5.5 | \$ 1551 |
|------------------------------|------------|----|----|-----|---|---|----|-----|---------|


**Description**

- Veneer Base; Only Available in Select Colors. See Options Page.
- Weighted for Stability
- Access Door
- Grommet Standard in Bottom
- 1 Wire Management Grommet Standard at Top with 8" Opening Standard in Bottom

**Options: Specify & Add**

|      |                                   |    |     |
|------|-----------------------------------|----|-----|
| NOGC | Optional No Grommets At Top Edges | \$ | N/C |
|------|-----------------------------------|----|-----|

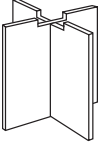
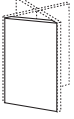

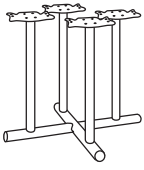

|                                 | 72" | 96" | 120" | 144" | 168" | 192" |
|---------------------------------|-----|-----|------|------|------|------|
| <b>Number of Bases Required</b> | 2   | 2   | 2+CB | 2+CB | 2+CB | 2+CB |

NOTE: Tables 120" and Larger Require a Cylinder Base in the Center, See Page 70

For ordering options, see back of Niche identification card at the beginning of section.

For data options, see pages 76-80.

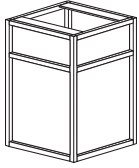
**NICHE™ 9400 CONFERENCE SERIES**

| Item  | Model No.                             | W          | D          | H           | K           | R           | Ship Wt     | Cubic Ft | List Price |  |
|---|---------------------------------------|------------|------------|-------------|-------------|-------------|-------------|----------|------------|--|
|    | "X" BASE                              |            |            |             |             |             |             |          |            |  |
|   | 01-3030XB                             | 30         | 30         | 28½         | —           | —           | 88          | 2.6      | \$ 630     |  |
|   | For 48" Wide Tables                   |            |            |             |             |             |             |          |            |  |
|   | 01-2424XB                             | 24         | 24         | 28½         | —           | —           | 70          | 2.4      | \$ 612     |  |
|   | For Tables 42" Wide or Less           |            |            |             |             |             |             |          |            |  |
|   | <b>Description</b>                    |            |            |             |             |             |             |          |            |  |
|   | • X Base                              |            |            |             |             |             |             |          |            |  |
|   | • Shipped KD - Some Assembly Required |            |            |             |             |             |             |          |            |  |
|   |                                       | <b>72"</b> | <b>96"</b> | <b>120"</b> | <b>144"</b> | <b>168"</b> | <b>192"</b> |          |            |  |
|   | <b>Number of Bases Required</b>       | 2          | 2          | 3           | 3           | 3           | 3           |          |            |  |
| <hr/>   |                                       |            |            |             |             |             |             |          |            |  |
| "X" BASE DOOR   | 01-1628WMV                            | 16         | ¾          | 28½         | —           | —           | 25          | 1.6      | \$ 352     |  |
|    | <b>Description</b>                    |            |            |             |             |             |             |          |            |  |
|   | • Wire Management door                |            |            |             |             |             |             |          |            |  |
|   | • For Use with X Base                 |            |            |             |             |             |             |          |            |  |
|   | • Hinges to Conference Top            |            |            |             |             |             |             |          |            |  |
| <hr/>   |                                       |            |            |             |             |             |             |          |            |  |
| METAL BASE  | 01-0400MBB                            | 32         | 32         | 27¾         | —           | —           | 32          | 3.2      | \$ 632     |  |
|   | Black                                 |            |            |             |             |             |             |          |            |  |
|   | 01-0400MBA                            | 32         | 32         | 27¾         | —           | —           | 32          | 3.2      | \$ 632     |  |
|   | Aluminum                              |            |            |             |             |             |             |          |            |  |
|   | <b>Description</b>                    |            |            |             |             |             |             |          |            |  |
|   | • Shipped KD - Some Assembly Required |            |            |             |             |             |             |          |            |  |
|   |                                       | <b>72"</b> | <b>96"</b> | <b>120"</b> | <b>144"</b> | <b>168"</b> | <b>192"</b> |          |            |  |
|   | <b>Number of Bases Required</b>       | 2          | 2          | 3           | 3           | 3           | 3           |          |            |  |
| <hr/>   |                                       |            |            |             |             |             |             |          |            |  |
| METAL BASE  | 01-0404MBB                            | 36         | 36         | 27¾         | —           | —           | 35          | 3.0      | \$ 941     |  |
|   | Black                                 |            |            |             |             |             |             |          |            |  |
|  | 01-0404MBA                            | 36         | 36         | 27¾         | —           | —           | 35          | 3.0      | \$ 941     |  |
|   | Aluminum                              |            |            |             |             |             |             |          |            |  |
|   | <b>Description</b>                    |            |            |             |             |             |             |          |            |  |
|   | • Shipped KD - Some Assembly Required |            |            |             |             |             |             |          |            |  |
|   |                                       | <b>72"</b> | <b>96"</b> | <b>120"</b> | <b>144"</b> | <b>168"</b> | <b>192"</b> |          |            |  |
|   | <b>Number of Bases Required</b>       | 2          | 2          | 3           | 3           | 3           | 3           |          |            |  |
| <hr/>   |                                       |            |            |             |             |             |             |          |            |  |
| SINGLE METAL POST BASE  | 01-0004LG                             | 4          | 4          | 28¾         | —           | —           | 10          | 0.8      | \$ 249     |  |
|  | <b>Description</b>                    |            |            |             |             |             |             |          |            |  |
|   | • Metal Post Base                     |            |            |             |             |             |             |          |            |  |
|   | • Must Specify Black or Aluminum      |            |            |             |             |             |             |          |            |  |
|   |                                       | <b>72"</b> | <b>96"</b> | <b>120"</b> | <b>144"</b> | <b>168"</b> | <b>192"</b> |          |            |  |
|   | <b>Number of Bases Required</b>       | 4          | 4          | 6           | 6           | 6           | 8           |          |            |  |

For ordering options, see back of Niche identification card at the beginning of section.

For data options, see pages 76-80.

| Item              | Model No.  | W  | D  | H   | K | R | Ship Wt | Cubic Ft | List Price |
|-------------------|------------|----|----|-----|---|---|---------|----------|------------|
| SQUARE METAL BASE | 01-2020MSB | 20 | 20 | 28½ | — | — | 70      | 8.4      | \$ 2265    |


**Description**

- Metal Frame Base With Laminate Inserts
- Select From 5 Powdercoat Finishes
- Touch Latch Hinged Door
- Optional Wire Management Grommets at the Top with Fully Open Bottom
- Adjustable Levelers

**Options: Specify & Add**

|       |                                 |    |     |
|-------|---------------------------------|----|-----|
| GCB1S | Optional Grommet Top Edge (1)   | \$ | N/C |
| GCB2S | Optional Grommets Top Edges (2) | \$ | N/C |

|                                 | 72" | 96" | 120" | 144" | 168" | 192" |
|---------------------------------|-----|-----|------|------|------|------|
| <b>Number of Bases Required</b> | 2   | 2   | 3    | 3    | 3    | 3    |

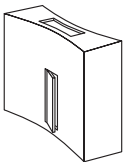
|                 |            |     |     |     |   |   |    |      |         |
|-----------------|------------|-----|-----|-----|---|---|----|------|---------|
| METAL CAFÉ BASE | 01-3128MAB | 30½ | 30½ | 28¾ | — | — | 13 | 17.8 | \$ 1205 |
|-----------------|------------|-----|-----|-----|---|---|----|------|---------|


**Description**

- Metal Column with Four Legs
- Select From 5 Powdercoat Finishes
- Adjustable Levelers

|                                 | 72" | 96" | 120" | 144" | 168" | 192" |
|---------------------------------|-----|-----|------|------|------|------|
| <b>Number of Bases Required</b> | 2   | 2   | NA   | NA   | NA   | NA   |

|              |           |    |    |     |   |   |    |     |         |
|--------------|-----------|----|----|-----|---|---|----|-----|---------|
| BOW TIE BASE | 01-1222TS | 22 | 12 | 28½ | — | — | 30 | 5.8 | \$ 2255 |
|--------------|-----------|----|----|-----|---|---|----|-----|---------|



Shown With Door

|                         |    |    |     |   |   |    |     |         |
|-------------------------|----|----|-----|---|---|----|-----|---------|
| 01-1222TSD<br>With Door | 22 | 12 | 28½ | — | — | 30 | 5.8 | \$ 2617 |
|-------------------------|----|----|-----|---|---|----|-----|---------|

**Description**

- Veneer Base; Only Available in Select Colors. See Options Page.
- 4" Wire Management Opening in the Bottom
- Models with Doors Have a 18" H x 6" W Opening
- Adjustable Levelers

**Options: Specify & Add**

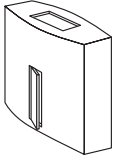
|       |                                 |    |     |
|-------|---------------------------------|----|-----|
| GCB1S | Optional Grommet Top Edge (1)   | \$ | N/C |
| GCB2S | Optional Grommets Top Edges (2) | \$ | N/C |

|                                 | 72" | 96" | 120" | 144" | 168" | 192" |
|---------------------------------|-----|-----|------|------|------|------|
| <b>Number of Bases Required</b> | 2   | 2   | 3    | 3    | 3    | 3    |

For ordering options, see back of Niche identification card at the beginning of section.

For data options, see pages 76-80.

| Item       | Model No.  | W  | D  | H   | K | R | Ship Wt | Cubic Ft | List Price |
|------------|------------|----|----|-----|---|---|---------|----------|------------|
| CANOE BASE | 01-1222CS  | 22 | 12 | 28½ | — | — | 27      | 5.8      | \$ 2255    |
|            | 01-1222CSD | 22 | 12 | 28½ | — | — | 27      | 5.8      | \$ 2617    |



Shown With Door

**Description**

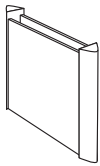
- Veneer Base; Only Available in Select Colors. See Options Page.
- 6" Wire Management Opening in the Bottom
- Models with Doors Have a 18" H x 6" W Opening
- Adjustable Levelers

**Options: Specify & Add**

|       |                                 |    |     |
|-------|---------------------------------|----|-----|
| GCB1S | Optional Grommet Top Edge (1)   | \$ | N/C |
| GCB2S | Optional Grommets Top Edges (2) | \$ | N/C |

|                                 | 72" | 96" | 120" | 144" | 168" | 192" |
|---------------------------------|-----|-----|------|------|------|------|
| <b>Number of Bases Required</b> | 2   | 2   | 3    | 3    | 3    | 3    |

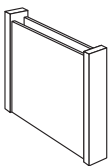
|                     |            |     |   |     |   |   |    |     |         |
|---------------------|------------|-----|---|-----|---|---|----|-----|---------|
| V-CAPPED PANEL BASE | 01-0430VPB | 30½ | 4 | 27¾ | — | — | 28 | 3.5 | \$ 1320 |
|---------------------|------------|-----|---|-----|---|---|----|-----|---------|


**Description**

- Metal V-Cap Accents Panel Base
- Select From 5 Powdercoat Finishes
- 3" Wire Access Across the Top
- Fully Open for Wire Management at the Bottom
- Adjustable Levelers

|                                 | 72" | 96" | 120" | 144" | 168" | 192" |
|---------------------------------|-----|-----|------|------|------|------|
| <b>Number of Bases Required</b> | 2   | 2   | 3    | 3    | 3    | 5    |

|                        |            |     |   |     |   |   |    |     |         |
|------------------------|------------|-----|---|-----|---|---|----|-----|---------|
| FLAT-CAPPED PANEL BASE | 01-0427FPB | 27¾ | 4 | 27¾ | — | — | 31 | 3.5 | \$ 1355 |
|------------------------|------------|-----|---|-----|---|---|----|-----|---------|


**Description**

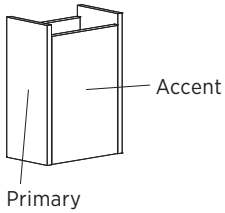
- Metal Flat-Cap Accents Panel Base
- Select From 5 Powdercoat Finishes
- 3" Wire Access Across the Top
- Fully Open for Wire Management at the Bottom
- Adjustable Levelers

|                                 | 72" | 96" | 120" | 144" | 168" | 192" |
|---------------------------------|-----|-----|------|------|------|------|
| <b>Number of Bases Required</b> | 2   | 2   | 3    | 3    | 3    | 5    |

For ordering options, see back of Niche identification card at the beginning of section.

For data options, see pages 76-80.

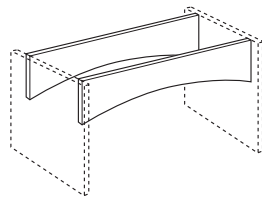
| Item                              | Model No.  | W  | D  | H   | K | R | Ship Wt | Cubic Ft | List Price |
|-----------------------------------|------------|----|----|-----|---|---|---------|----------|------------|
| RECTANGULAR BOX<br>BASE WITH DOOR | 01-1220RBD | 20 | 12 | 28½ | — | — | 50      | 5.4      | \$ 417     |


**Description**

- Rectangular Base with Lift-Off Removable Panel
- Available in Single Color or 2 color
- Combination Orders Must Specify an Accent and a Primary Finish
- 2" Wire Management Access Across Both Sides
- Fully Open for Wire Management at the Bottom

|                                 | 72" | 96" | 120" | 144" | 168" | 192" |
|---------------------------------|-----|-----|------|------|------|------|
| <b>Number of Bases Required</b> | 2   | 2   | 3    | 3    | 3    | 3    |

| ARCH STRETCHER RAILS | Model No.  | W | D | H    | K | R | Ship Wt | Cubic Ft | List Price |
|----------------------|------------|---|---|------|---|---|---------|----------|------------|
|                      | 01-192ARCH | — | — | 12-8 | — | — | —       | —        | \$ 1006    |
|                      | 01-168ARCH | — | — | 12-8 | — | — | —       | —        | \$ 608     |
|                      | 01-144ARCH | — | — | 12-8 | — | — | —       | —        | \$ 566     |
|                      | 01-120ARCH | — | — | 12-8 | — | — | —       | —        | \$ 512     |
|                      | 01-96ARCH  | — | — | 12-8 | — | — | —       | —        | \$ 383     |
|                      | 01-72ARCH  | — | — | 12-8 | — | — | —       | —        | \$ 350     |


**Description**

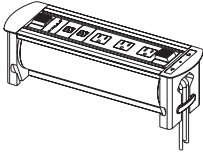
- Arch Stretcher Rails Work with Rectangular Bases
- Arch Stretcher Rails Must Be Field Installed in Place of the Standard Stretcher Rails Shipped with Rectangular Bases
- Rails for Tables 120" to 168" will Ship as Two Sets
- Rails for Tables 192" will Ship as Four Sets

For ordering options, see back of Niche identification card at the beginning of section.

For data options, see pages 76-80.

**NICHE™ 9400 CONFERENCE SERIES**  
 Data/Power/Communication Accessories

| Item                                 | Model No.  | W   | D    | H   | K | R | Ship Wt | Cubic Ft | List Price |
|--------------------------------------|------------|-----|------|-----|---|---|---------|----------|------------|
| TRAINING TABLE<br>POWER & DATA VAULT | 01-TVAULTA | 4 ½ | 13 ¾ | 4 ⅙ | — | — | 10      | 0.3      | \$ 1030    |

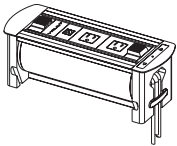


Open Market Only

**Description**

- Electric Drive Motor Rotates the Surface Technology 180° to the Proper Position
- Photo-Electronic Eye Prevents Rotation When Obstructed
- 2 Data Ports and 3 Power Outlets
- 6' Power Cord

|                                  |            |     |      |     |   |   |    |     |        |
|----------------------------------|------------|-----|------|-----|---|---|----|-----|--------|
| HOTEL DESK POWER<br>& DATA VAULT | 01-HVAULTA | 4 ½ | 11 ¾ | 4 ⅙ | — | — | 10 | 0.3 | \$ 991 |
|----------------------------------|------------|-----|------|-----|---|---|----|-----|--------|

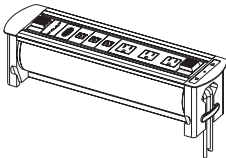


Open Market Only

**Description**

- Electric Drive Motor Rotates the Surface Technology 180° to the Proper Position
- Photo-Electronic Eye Prevents Rotation When Obstructed
- 1 Data Ports and 2 Power Outlets
- 6' Power Cord

|  |            |     |      |     |   |   |    |     |         |
|--|------------|-----|------|-----|---|---|----|-----|---------|
| CONFERENCE TABLE<br>POWER & DATA VAULT | 01-CVAULTA | 4 ½ | 15 ¾ | 4 ⅙ | — | — | 10 | 0.4 | \$ 1084 |
|--|------------|-----|------|-----|---|---|----|-----|---------|



Open Market Only

**Description**

- Electric Drive Motor Rotates the Surface Technology 180° to the Proper Position
- Photo-Electronic Eye Prevents Rotation When Obstructed
- 3 Data Ports, 3 Power Outlets, and 1 VGA Port
- 6' Power Cord

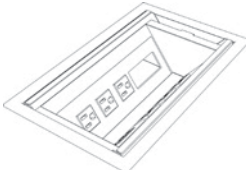
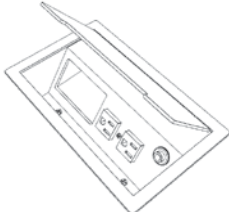
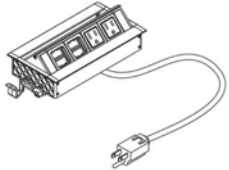
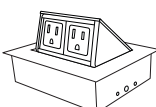
|                     |                           |     |      |   |   |   |   |     |        |
|---------------------|---------------------------|-----|------|---|---|---|---|-----|--------|
| REVEAL POWER & DATA | 01-ASSEMBLERA<br>Aluminum | 6 ⅝ | 13 ⅜ | 3 | — | — | 5 | 0.3 | \$ 612 |
|                     | 01-ASSEMBLERB<br>Black    | 6 ⅝ | 13 ⅜ | 3 | — | — | 5 | 0.3 | \$ 612 |


**Description**

- Mounts Under Worksurface on Sturdy Ball Bearing Track
- 1 Open Port, 1 USB, and 2 Power Outlets
- Includes Voice/Data Adapter Kit to Accept Couplers and Jacks When Required
- Does Not Require Cut Out in Worksurface
- UL Listed

For data port locations, see pages 7-19.

**NICHE™ 9400 CONFERENCE SERIES**  
 Data/Power/Communication Accessories

| Item  | Model No.                | W      | D     | H       | K | R | Ship Wt | Cubic Ft | List Price |
|---|--------------------------|--------|-------|---------|---|---|---------|----------|------------|
| <b>OASIS MINI POWER &amp; DATA</b><br>   | 01-OASISMA<br>Aluminum   | 15     | 9     | 4 15/16 | — | — | 7       | .7       | \$ 2018    |
|   | 01-OASISMB<br>Black      | 15     | 9     | 4 15/16 | — | — | 7       | .7       | \$ 2018    |
| <b>Description</b> <ul style="list-style-type: none"> <li>• 2 Data/1 Voice Telecom Plates Included</li> <li>• Opening for 1 Additional Plate Sold Separately</li> <li>• 4 Power Outlets</li> <li>• Soft Touch Hinged Lid</li> <li>• 9' Power Cord</li> <li>• UL Listed</li> <li>• Optional Telecom Plates, See Page 85</li> </ul>   |                          |        |       |         |   |   |         |          |            |
| <b>INTERACT POWER &amp; DATA</b><br>   | 01-INTERACTA<br>Aluminum | 9      | 5 3/8 | 2 3/4   | — | — | 5       | .2       | \$ 414     |
|   | 01-INTERACTB<br>Black    | 9      | 5 3/8 | 2 3/4   | — | — | 5       | .2       | \$ 414     |
| <b>Description</b> <ul style="list-style-type: none"> <li>• 1 Data/1 Voice Telecom Plate Included</li> <li>• 2 Power Outlets</li> <li>• Convenience Plug on Bottom</li> <li>• 6' Power Cord</li> <li>• UL Listed and CSA Certified</li> <li>• Optional Telecom Plates, See Page 85</li> </ul>   |                          |        |       |         |   |   |         |          |            |
| <b>DATA PORT 4</b><br>   | 01-DPORT4A<br>Aluminum   | 8      | 4     | —       | — | — | 7       | .2       | \$ 690     |
|   | 01-DPORT4B<br>Black      | 8      | 4     | —       | — | — | 7       | .2       | \$ 690     |
| <b>Description</b> <ul style="list-style-type: none"> <li>• Retracts into Work Surface to Regain Productive Space</li> <li>• One-Touch Access to Power and Data</li> <li>• Two Power Outlets and Two Open Ports for Data</li> <li>• Water-Proof Simplex (Outlets)</li> <li>• Includes a Voice/Data Adapter Kit to Accept Couplers and Jacks When Required</li> <li>• 6' Power Cord</li> </ul> |                          |        |       |         |   |   |         |          |            |
| <b>POWER 440</b><br>   | 01-DATA440A<br>Aluminum  | 5 5/16 | 4 3/8 | —       | — | — | 5       | .2       | \$ 610     |
|   | 01-DATA440B<br>Black     | 5 5/16 | 4 3/8 | —       | — | — | 5       | .2       | \$ 610     |
| <b>Description</b> <ul style="list-style-type: none"> <li>• 2 Power Outlets</li> <li>• Soft Touch Hinged Lid</li> <li>• 6' Power Cord</li> </ul>  |                          |        |       |         |   |   |         |          |            |

For data port locations, see pages 7-19.

**NICHE™ 9400 CONFERENCE SERIES**  
 Data/Power/Communication Accessories

| Item                      | Model No.         | W | D | H | K | R | Ship Wt | Cubic Ft | List Price |
|---------------------------|-------------------|---|---|---|---|---|---------|----------|------------|
| FACTORY INSTALLED GROMMET | 01-GRMTB<br>Black | — | — | — | — | — | 1       | .1       | \$ 48      |


**Description**

- 60mm Round Grommet with Cover

|                               |                     |   |   |   |   |   |   |    |       |
|-------------------------------|---------------------|---|---|---|---|---|---|----|-------|
| FIELD INSTALLED GROMMET COVER | 01-GRMTSL<br>Silver | — | — | — | — | — | 1 | .1 | \$ 23 |
|-------------------------------|---------------------|---|---|---|---|---|---|----|-------|

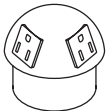


Open  
Market  
Only

**Description**

- 60mm Round Grommet Cover

|                        |                    |                 |                 |   |   |   |   |    |        |
|------------------------|--------------------|-----------------|-----------------|---|---|---|---|----|--------|
| SPHERICAL POWER CENTER | 01-PDCSS<br>Silver | 3 $\frac{3}{8}$ | 3 $\frac{3}{8}$ | 3 | — | — | 2 | .1 | \$ 390 |
|                        | 01-PDCSB<br>Black  | 3 $\frac{3}{8}$ | 3 $\frac{3}{8}$ | 3 | — | — | 2 | .1 | \$ 390 |


**Description**

- Two 15 Amp Simplexes
- Two Voice/Data Ports
- Six Foot Cord
- UL Listed & CSA Certified

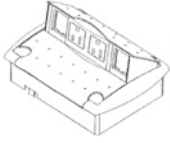
NOTE: To order voice/data modules for your specific requirements contact the local computer or telecommunications installation service in your area.

For data port locations, see pages 7-19.



**NICHE™ 9400 CONFERENCE SERIES**  
 Data/Power/Communication Accessories

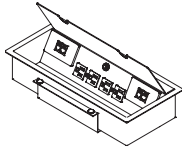
| Item                     | Model No. | W  | D | H  | K | R | Ship Wt | Cubic Ft | List Price |
|--------------------------|-----------|----|---|----|---|---|---------|----------|------------|
| WORKSURFACE POWER CENTER | 01-INTP   | 5¼ | 7 | 1¾ | — | — | 2       | .2       | \$ 491     |


**Description**

- Two 15 Amp Duplex Outlets
- Two Voice/Data Ports
- Six Foot Cord
- Silver
- UL Listed

NOTE: To order voice/data modules for your specific requirements contact the local computer or telecommunications installation service in your area.

|                          |                         |     |    |    |   |   |    |    |         |
|--------------------------|-------------------------|-----|----|----|---|---|----|----|---------|
| WORKSURFACE POWER CENTER | 01-INTRFC1A<br>Aluminum | 14¼ | 6¾ | 2⅞ | — | — | 11 | .3 | \$ 1306 |
|                          | 01-INTRFC1B<br>Black    | 14¼ | 6¾ | 2⅞ | — | — | 11 | .3 | \$ 1306 |


**Description**

- Four Power Receptacles in Two 15 Amp Duplexes
- One 15 Amp Circuit Breaker
- One Voice Port
- Three Data Ports
- Six Foot Cord
- UL Listed/CSA Certified
- Optional Telecom Plates, See Page 85

NOTE: To order voice/data modules for your specific requirements contact the local computer or telecommunications installation service in your area.

For data port locations, see pages 7-19.

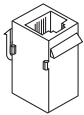
**NICHE™ 9400 CONFERENCE SERIES**  
 Data/Power/Communication Accessories

| Item     | Model No.  | W | D | H | K | R | Ship Wt | Cubic Ft | List Price |
|----------|------------|---|---|---|---|---|---------|----------|------------|
| USB PORT | 01-USBPORT | - | - | - | - | - | -       | -        | \$ 102     |


**Description**

- Increases Transfer Speed Up to 5 gbs/sec
- Simultaneous Read/Write Capability
- Idle Device Power Saving State
- 6' Cord
- Compatible with 01-DPORT4, 1-INTP, 1-PDCS, and 01-ASSEMBLER

|               |           |   |   |   |   |   |   |   |       |
|---------------|-----------|---|---|---|---|---|---|---|-------|
| VOICE COUPLER | 01-VOICE1 | - | - | - | - | - | - | - | \$ 46 |
|---------------|-----------|---|---|---|---|---|---|---|-------|


**Description**

- 6-Pin Modular Plug
- Molded Black
- Cord Not Included
- Compatible with 01-DPORT4, 1-INTP, 1-PDCS, and 01-ASSEMBLER


|           |            |   |   |   |   |   |   |   |        |
|-----------|------------|---|---|---|---|---|---|---|--------|
| DATA PORT | 01-RJ4DATA | - | - | - | - | - | - | - | \$ 105 |
|-----------|------------|---|---|---|---|---|---|---|--------|


**Description**

- 8-Pin Modular Plug
- Cat 5 Ethernet Cable
- Pre-terminated Cable
- 9' Cord
- Compatible with 01-DPORT4, 1-INTP, 1-PDCS, and 01-ASSEMBLER

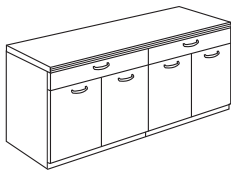
For data port locations, see pages 7-19.

| Item   | Model No. | W  | D  | H  | K | R | Ship Wt | Cubic Ft | List Price |
|--------|-----------|----|----|----|---|---|---------|----------|------------|
| BUFFET | 94-2436BF | 36 | 24 | 36 | — | — | 189     | 21.7     | \$ 1909    |


**Description**

- Top Shaped Front Side Only
- One Drawer
- Storage Behind Two Doors
- One Adjustable Shelf
- Finished Back

|        |           |    |    |    |   |   |     |      |         |
|--------|-----------|----|----|----|---|---|-----|------|---------|
| BUFFET | 94-2472BF | 72 | 24 | 36 | — | — | 342 | 45.6 | \$ 3716 |
|--------|-----------|----|----|----|---|---|-----|------|---------|


**Description**


- Top Shaped Front Side Only
- Two Drawers
- Storage Behind Four Doors
- Two Adjustable Shelves
- Finished Back

|        |            |    |    |    |   |   |     |      |         |
|--------|------------|----|----|----|---|---|-----|------|---------|
| BUFFET | 94-2472BFD | 72 | 24 | 36 | — | — | 337 | 45.6 | \$ 4178 |
|--------|------------|----|----|----|---|---|-----|------|---------|


**Description**

- Top Shaped Front Side Only
- Open Storage with Adjustable Shelf
- Two Drawers
- Left and Right Storage Behind Doors with Adjustable Shelves
- Center Storage Behind Doors with Touch Latch
- Finished Back

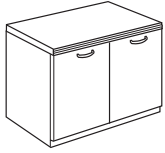
|        |            |    |    |    |   |   |     |      |         |
|--------|------------|----|----|----|---|---|-----|------|---------|
| BUFFET | 94-2472SBF | 72 | 24 | 36 | — | — | 362 | 45.6 | \$ 4330 |
|--------|------------|----|----|----|---|---|-----|------|---------|


**Description**

- Top Shaped Front Side Only
- Three Drawers
- Storage Behind Four Doors
- Three Adjustable Shelves
- Center Section is Stepped Back
- Finished Back

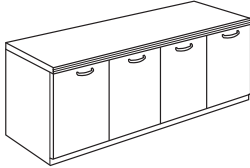
For ordering options, see back of Niche identification card at the beginning of section.

| Item                | Model No. | W  | D  | H  | K | R | Ship Wt | Cubic Ft | List Price |
|---------------------|-----------|----|----|----|---|---|---------|----------|------------|
| CONFERENCE CREDENZA | 94-2436CC | 36 | 24 | 30 | — | — | 150     | 17.6     | \$ 1466    |


**Description**

- Top Shaped on Front Side Only
- Two Doors
- Adjustable Shelf Behind Doors
- Finished Back

|                     |           |    |    |    |   |   |     |      |         |
|---------------------|-----------|----|----|----|---|---|-----|------|---------|
| CONFERENCE CREDENZA | 94-2472CC | 72 | 24 | 30 | — | — | 290 | 34.2 | \$ 2905 |
|---------------------|-----------|----|----|----|---|---|-----|------|---------|


**Description**

- Top Shaped Front on Side Only
- Four Doors
- Two Adjustable Shelves
- Finished Back

|              |           |    |    |    |   |   |     |      |         |
|--------------|-----------|----|----|----|---|---|-----|------|---------|
| SERVING CART | 94-2436SV | 36 | 24 | 36 | — | — | 149 | 24.0 | \$ 2303 |
|--------------|-----------|----|----|----|---|---|-----|------|---------|


**Description**

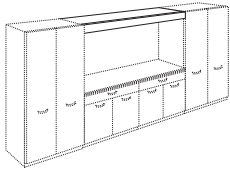
- Top Shaped on Front Side Only
- Two Box Drawers
- Open Storage
- Storage Behind Two Doors
- Locking Casters

**Options: Specify & Add**

|        |                                |    |    |
|--------|--------------------------------|----|----|
| 1-GRMT | Optional Grommet in Back Panel | \$ | 48 |
|--------|--------------------------------|----|----|

For ordering options, see back of Niche identification card at the beginning of section.

| Item       | Model No. | W  | D  | H      | K | R | Ship Wt | Cubic Ft | List Price |
|------------|-----------|----|----|--------|---|---|---------|----------|------------|
| VISOR RAIL | 94-2472VR | 72 | 24 | 5 3/16 | — | — | 100     | 8.9      | \$ 776     |



**Description**

- Overhead Rail Creates Wall Unit
- For Use with 72" High Cabinets and Credenzas/Buffets

**Options: Specify & Add**

|         |  |        |
|---------|--|--------|
| 1-PS    | Optional Projection Screen<br><i>Requires Field Installation</i> | \$ 667 |
| TL-0848 | Optional Task Light<br><i>Requires Field Installation</i>        | \$ 288 |

|              |           |    |   |    |   |   |     |      |         |
|--------------|-----------|----|---|----|---|---|-----|------|---------|
| VISUAL BOARD | 94-4848VB | 48 | 5 | 48 | — | — | 150 | 11.0 | \$ 1156 |
|--------------|-----------|----|---|----|---|---|-----|------|---------|

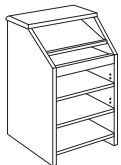

**Description**

- Tackboard on Each Door Standard in Black Fabric Unless Specified
- Price Valid for Grades 1, 2, & 3
- Display Rail with Adjustable Hooks for Flipchart
- Flipchart
- Magnetic Porcelain Non-Glare Writing Surface
- Set of Four Dry Erase Markers and Eraser
- Mounts to Wall with Mounting Bracket Included

| Options: Specify & Add | Grade 4                                      | Grade 5 | Grade 6 | Grade 7 | Grade 8 | Grade 9 | Grade 10 |
|------------------------|--|---------|---------|---------|---------|---------|----------|
| Tackboard              | \$ 181                                       | 263     | 354     | 473     | 601     | 753     | 926      |
| 1-PS                   | Optional Factory Installed Projection Screen |         |         |         |         |         | \$ 667   |

NOTE: Indiana Furniture will not be liable for visual boards that are not properly installed.

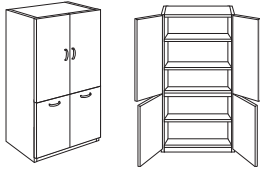
|               |           |    |    |    |   |   |     |       |         |
|---------------|-----------|----|----|----|---|---|-----|-------|---------|
| LECTERN STAND | 94-2650LS | 26 | 24 | 50 | — | — | 130 | 21.91 | \$ 1673 |
|---------------|-----------|----|----|----|---|---|-----|-------|---------|


**Description**

- Top Shaped on Approach Side Only
- Fixed Reading Shelf
- Adjustable Pullout Shelf
- Two Adjustable Storage Shelves in Lower Compartment
- Locking Casters

For ordering options, see back of Niche identification card at the beginning of section.

| Item                                 | Model No.  | W  | D  | H                                | K | R | Ship Wt | Cubic Ft | List Price |
|--------------------------------------|------------|----|----|----------------------------------|---|---|---------|----------|------------|
| DOOR STORAGE CABINET<br>DOUBLE DOORS | 94-3672SUD | 36 | 24 | 70 <sup>13</sup> / <sub>16</sub> | — | — | 285     | 42.0     | \$ 2889    |

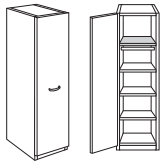

**Description**

- Top Section has Two Adjustable Shelves
- Bottom Section has One Adjustable Shelf
- Finished Back



NOTE: A capsule pull will be substituted on upper doors for Elite, Buckle, or Groove pulls.

| WARDROBE/STORAGE CABINET | Hinged Left | Hinged Right | W  | D  | H                                | K | R | Ship Wt | Cubic Ft | List Price |
|--------------------------|-------------|--------------|----|----|----------------------------------|---|---|---------|----------|------------|
|                          | 94-1872WL   | 92-1872WR    | 18 | 24 | 70 <sup>13</sup> / <sub>16</sub> | — | — | 155     | 22.0     | \$ 1627    |


**Description**

- Fixed Top Shelf
- Coat Rod Under Fixed Shelf
- Three Adjustable Shelves
- Adjustable Shelves can be Removed for Wardrobe Application
- Figured on Door



NOTE: A capsule pull will be substituted for Elite, Buckle, or Groove pulls.

For ordering options, see back of Niche identification card at the beginning of section.

Compatible with 01-OASISMA, 01-OASISMB, 01-INTERACTA, 01-INTERACTB, 01-INTRFCIA, and 01-INTRFCIB.

| Model No.     | Description  | List Price |
|---------------|--|------------|
| 01-ABL        | Telecom Plate, Blank Plate   | \$ 26      |
| 01-ABL737373  | Telecom Plate, (3) RJ45 Cat 5e   | \$ 233     |
| 01-ABLAB      | Telecom Plate, (1) RJ45 Cat 6, (1) RJ11 Cat 3 Phone  | \$ 129     |
| 01-ABLAB102   | Telecom Plate, (1) RJ45 Cat 6, (1) RJ11 Cat 3, (1) USB W/72" Patch Cord                              | \$ 203     |
| 01-ABLABB     | Telecom Plate, (2) RJ45 Cat 6, (1) RJ11 Cat 3 Phone  | \$ 203     |
| 01-ABLB       | Telecom Plate, (1) RJ45 Cat 6  | \$ 95      |
| 01-ABLBB      | Telecom Plate, (2) RJ45 Cat 6  | \$ 164     |
| 01-ABLBBB     | Telecom Plate, (3) RJ45 Cat 6  | \$ 233     |
| 01-ABLBBBB    | Telecom Plate, (4) RJ45 Cat 6  | \$ 301     |
| 01-ABLBBC51   | Telecom Plate, (2) RJ45 Cat 6, (1) 15 Pin HD VGA w/72" Patch Cord                                    | \$ 282     |
| 01-ABLBC51L   | Telecom Plate, (1) RJ45 Cat 6, (1) Mini Stereo Inline, (1) 15 Pin HD VGA w/72" Patch Cord            | \$ 258     |
| 01-ABLC3811   | Telecom Plate, (1) RJ45 Cat 6 Data Inline, (1) RJ11 Cat 3 Phone Inline                               | \$ 125     |
| 01-ABLC45     | Telecom Plate, (1) HDMI w/36" Patch Cord   | \$ 187     |
| 01-ABLC45C51L | Telecom Plate, (1) Mini Stereo Inline, (1) HDMI w/36" Patch Cord, (1) 15 Pin HD VGA w/72" Patch Cord | \$ 352     |
| 01-ABLC51L    | Telecom Plate, (1) 15 Pin HD VGA & (1) Mini Stereo Inline Jack                                       | \$ 189     |
| 01-ABLCRDM    | Telecom Plate, (3) Cord Bushings   | \$ 61      |





# One10™ Veneer

## Conference Collection

### How to Order

|      | QTY | MODEL NO.    | DESCRIPTION    |    |
|------|-----|--------------|----------------|----|
| TOP  | 1   | 95-48144RTV5 | Primary Finish | TC |
|      |     |              | Accent         | PL |
| BASE | 2   | 95-2428BB    | Primary Finish | TC |
|      |     |              | Accent         | PL |
| DATA | 1   | 95-2428MSL   | Primary Finish | TC |
|      |     |              | Accent         | PL |
| DATA | 6   | 01-DUOW      |                |    |
|      | 1   | 01-KWIKBOOST |                |    |



### Specifications



#### veneer and laminate

All One10 Conference veneers are composite veneers for maximum grain and color consistency. Accent laminates are straight-grain, textured high-pressure laminate.

#### tops

Conference and meeting table tops are 1-½" thick, 3-ply balanced construction with 1.5 mm wood edge-banded rims. Credenza tops are ¾" thick, 3-ply balance construction with .5 mm wood edge-banded rims. Veneer accent tops are ¾" thick, 3-ply construction with .5 mm edge-bands while laminate accent tops are ¾" thick, 3-ply construction with 1 mm edge banded rims.

#### chassis construction

Chassis are securely fastened using high quality European fastening systems and heavy-duty 16-gauge joining brackets to assure maximum strength. Table bases and Parsons Tables are formed with mitered construction to provide a clean aesthetic. Units ship assembled unless otherwise noted. All units ship with heavy-duty, adjustable leveling glides to ensure proper leveling and compensation for uneven floors.

#### drawers

All drawer fronts are ¾" thick 3-ply construction with horizontal grain. Drawer sides, back, and front are wood grain vinyl wrapped ½" thick with ⅛" thick hardboard bottoms. 5-sided drawer construction allows for easy removal of drawer fronts.

#### drawer suspension

Box drawers have full extension, progressive action slides with precision steel ball bearings. All suspensions have a lifetime warranty.

#### finish

One10 Conference features UV Advantage Ultra-Violet matte finish on all exposed veneer surfaces utilizing roll-coat technology unless otherwise noted.

Scalable Solutions

---

## Veneer Options




Toasted Coconut  
TC




Champagne Royale  
CR




Sunglow Walnut  
SW



Cherry Spice  
CS



Java Wenge  
JW



Chanel Driftwood  
CD

---

## Laminate Accents



Pearl White  
PL




White Zebrine  
WZ




Juniper Rain  
JR



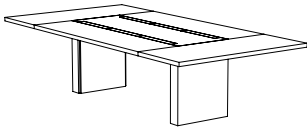
Richmond Cherry  
CH

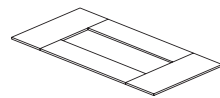


Takase Teak  
TS

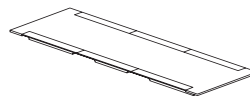


Midnight Echo  
ME

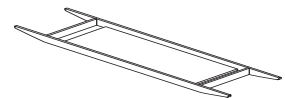
| Item  | Model No.                                     | W   | D  | H  | K | R | Ship Wt | Cubic Ft | List Price             |
|---|---|-----|----|----|---|---|---------|----------|------------------------|
| <b>BLOCK CONFERENCE TABLE WITH INLAY</b><br> | 95-60192RTV5<br>12 Accent Doors - 9 Piece Top | 192 | 60 | 1½ | — | — | 435.6   | 25.3     | V\$ 12575<br>C\$ 12322 |
|   | 95-60168RTV5<br>8 Accent Doors - 9 Piece Top  | 168 | 60 | 1½ | — | — | 407.4   | 24.9     | V\$ 11180<br>C\$ 11077 |
|   | 95-60144RTV5<br>8 Accent Doors - 9 Piece Top  | 144 | 60 | 1½ | — | — | 379.2   | 24.4     | V\$ 10615<br>C\$ 10512 |
|   | 95-60120RTV5<br>6 Accent Doors - 5 Piece Top  | 120 | 60 | 1½ | — | — | 339     | 24       | V\$ 7135<br>C\$ 6977   |
|   | 95-60108RTV5<br>6 Accent Doors - 5 Piece Top  | 108 | 60 | 1½ | — | — | 310.8   | 23.6     | V\$ 6887<br>C\$ 6728   |
|   | 95-6096RTV5<br>4 Accent Doors - 5 Piece Top   | 96  | 60 | 1½ | — | — | 282.6   | 26.2     | V\$ 6378<br>C\$ 6321   |
|   | 95-48192RTV5<br>12 Accent Doors - 9 Piece Top | 192 | 48 | 1½ | — | — | 345.6   | 23.9     | V\$ 11396<br>C\$ 11469 |
|   | 95-48168RTV5<br>8 Accent Doors - 9 Piece Top  | 168 | 48 | 1½ | — | — | 328.7   | 23.7     | V\$ 9779<br>C\$ 9926   |
|   | 95-48144RTV5<br>8 Accent Doors - 9 Piece Top  | 144 | 48 | 1½ | — | — | 311.7   | 23.4     | V\$ 9438<br>C\$ 9586   |
|   | 95-48120RTV5<br>6 Accent Doors - 5 Piece Top  | 120 | 48 | 1½ | — | — | 282.8   | 23.2     | V\$ 6325<br>C\$ 6360   |
|   | 95-48108RTV5<br>6 Accent Doors - 5 Piece Top  | 108 | 48 | 1½ | — | — | 260.2   | 22.8     | V\$ 6141<br>C\$ 6175   |
|   | 95-4896RTV5<br>4 Accent Doors - 5 Piece Top   | 96  | 48 | 1½ | — | — | 237.6   | 25.5     | V\$ 5406<br>C\$ 5491   |

**What You Get**


Outer Tops



Center/Inlay Top



Trough

**Description**

- 1½" Thick Rectangular Conference Top
- Primary Veneer Direction is Short Grain
- Center/Accent Top can be Specified in Contrasting Veneer or Textured Laminate
- Accent Top Grain Runs the Length of the Table
- Center/Accent Top Includes Aluminum Accent Doors for Wire Management
- Silver Grommet Included for Optional Polycom Installation
- Power and Data Units Sold Separately
- Assembly Required

**What You Need – Bases**

|   |    |    |    |   |   |    |     |                      |
|---|----|----|----|---|---|----|-----|----------------------|
| 95-2428MSL<br>Block Base Middle Leg - Required on Tables 144" or Larger | 24 | 7½ | 28 | — | — | 72 | 2.8 | V\$ 2317<br>C\$ 2426 |
| 95-2428BB<br>Standard Block Base - 2 Required                           | 24 | 6  | 28 | — | — | 52 | 2.4 | V\$ 2084<br>C\$ 2153 |

**Description**

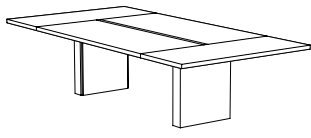
- All Tables Require One Set of Standard Block Bases
- Middle Leg Required on Tables 144" or Larger
- Bases are Constructed with Removable Interior Panel for Wire Management Installation
- Outer Panel can be Specified in Contrasting Veneer or Textured Laminate
- Adjustable Glides Included

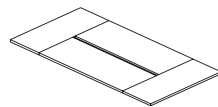
Pricing Codes: V = Veneer / C = Veneer and Laminate

For ordering options, see back of One10 identification card at the beginning of section.

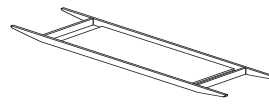
For data options, see pages 99-104.

For data location options, see page 105.

| Item   | Model No.                   | W   | D  | H  | K | R | Ship Wt | Cubic Ft | List Price |
|--|-----------------------------|-----|----|----|---|---|---------|----------|------------|
| <b>BLOCK CONFERENCE TABLE WITH CENTER CHANNEL</b><br> | 95-60192RTV4<br>7 Piece Top | 192 | 60 | 1½ | — | — | 436.1   | 27.9     | V\$ 9287   |
|  | 95-60168RTV4<br>7 Piece Top | 168 | 60 | 1½ | — | — | 407.9   | 27.5     | V\$ 8713   |
|  | 95-60144RTV4<br>7 Piece Top | 144 | 60 | 1½ | — | — | 379.7   | 27.0     | V\$ 8280   |
|  | 95-60120RTV4<br>4 Piece Top | 120 | 60 | 1½ | — | — | 345.5   | 26.6     | V\$ 5702   |
|  | 95-60108RTV4<br>4 Piece Top | 108 | 60 | 1½ | — | — | 317.3   | 26.2     | V\$ 5455   |
|  | 95-6096RTV4<br>4 Piece Top  | 96  | 60 | 1½ | — | — | 289.1   | 30.2     | V\$ 5194   |
|  | 95-48192RTV4<br>7 Piece Top | 192 | 48 | 1½ | — | — | 346.1   | 26.6     | V\$ 8311   |
|  | 95-48168RTV4<br>7 Piece Top | 168 | 48 | 1½ | — | — | 329.2   | 26.3     | V\$ 7705   |
|  | 95-48144RTV4<br>7 Piece Top | 144 | 48 | 1½ | — | — | 312.2   | 26.0     | V\$ 7334   |
|  | 95-48120RTV4<br>4 Piece Top | 120 | 48 | 1½ | — | — | 289.3   | 25.8     | V\$ 4903   |
|  | 95-48108RTV4<br>4 Piece Top | 108 | 48 | 1½ | — | — | 266.7   | 25.5     | V\$ 4839   |
|  | 95-4896RTV4<br>4 Piece Top  | 96  | 48 | 1½ | — | — | 244.1   | 25.1     | V\$ 4592   |

**What You Get**


Outer Tops



Trough

**Description**

- 1½" Thick Rectangular Conference Top
- Veneer Direction is Short Grain
- 2" Opening for Wire Management
- Power and Data Units Sold Separately
- Assembly Required

**What You Need – Bases**

|   |    |    |    |   |   |    |     |          |
|---|----|----|----|---|---|----|-----|----------|
| 95-2428MSL<br>Block Base Middle Leg - Required on Tables 144" or Larger | 24 | 7½ | 28 | — | — | 72 | 2.8 | V\$ 2317 |
|   |    |    |    |   |   |    |     | C\$ 2426 |
| 95-2428BB<br>Standard Block Base - 2 Required                           | 24 | 6  | 28 | — | — | 52 | 2.4 | V\$ 2084 |
|   |    |    |    |   |   |    |     | C\$ 2153 |

**Description**

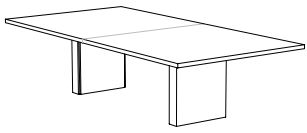
- All Tables Require One Set of Standard Block Bases
- Middle Leg Required on Tables 144" or Larger
- 
- Bases are Constructed with Removable Interior Panel for Wire Management Installation
- Outer Panel can be Specified in Contrasting Veneer or Textured Laminate
- Adjustable Glides Included

Pricing Codes: V = Veneer / C = Veneer and Laminate

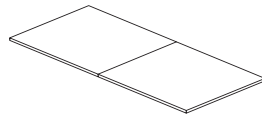
For ordering options, see back of One10 identification card at the beginning of section.

For data options, see pages 99-104.

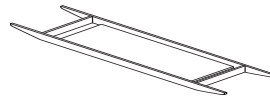
For data location options, see page 105.

| Item  | Model No.                  | W   | D  | H  | K | R | Ship Wt | Cubic Ft | List Price |
|---|----------------------------|-----|----|----|---|---|---------|----------|------------|
| STANDARD CONFERENCE TABLE<br>RECTANGULAR BLOCK STYLE<br> | 95-60192RTV<br>2 Piece Top | 192 | 60 | 1½ | — | — | 482.4   | 27.2     | V\$ 6565   |
|   | 95-60168RTV<br>2 Piece Top | 168 | 60 | 1½ | — | — | 449     | 24.8     | V\$ 6078   |
|   | 95-60144RTV<br>2 Piece Top | 144 | 60 | 1½ | — | — | 388.4   | 24.8     | V\$ 5669   |
|   | 95-60120RTV<br>2 Piece Top | 120 | 60 | 1½ | — | — | 332.1   | 19.8     | V\$ 4680   |
|   | 95-60108RTV<br>1 Piece Top | 108 | 60 | 1½ | — | — | 301.9   | 21.5     | V\$ 4624   |
|   | 95-6096RTV<br>1 Piece Top  | 96  | 60 | 1½ | — | — | 262     | 19.9     | V\$ 3846   |
|   | 95-48192RTV<br>2 Piece Top | 192 | 48 | 1½ | — | — | 426.3   | 23.3     | V\$ 5930   |
|   | 95-48168RTV<br>2 Piece Top | 168 | 48 | 1½ | — | — | 368.3   | 21.3     | V\$ 5567   |
|   | 95-48144RTV<br>2 Piece Top | 144 | 48 | 1½ | — | — | 318.7   | 21.9     | V\$ 5155   |
|   | 95-48120RTV<br>2 Piece Top | 120 | 48 | 1½ | — | — | 269.1   | 19.3     | V\$ 4047   |
|   | 95-48108RTV<br>1 Piece Top | 108 | 48 | 1½ | — | — | 234.6   | 19       | V\$ 3869   |
|   | 95-4896RTV<br>1 Piece Top  | 96  | 48 | 1½ | — | — | 205     | 17.7     | V\$ 3349   |

NOTE: 60" Conference Tables will have Catalyzed Finish

**What You Get**


1 or 2 Piece Top



Trough

**Description**

- 1½" Thick 1 or 2-Piece Rectangular Conference Top
- Veneer Direction is Short Grain
- Power and Data Units Sold Separately
- Assembly Required

**What You Need – Bases**

|   |    |    |    |   |   |    |     |                      |
|---|----|----|----|---|---|----|-----|----------------------|
| 95-2428MSL<br>Block Base Middle Leg - Required on Tables 144" or Larger | 24 | 7½ | 28 | — | — | 72 | 2.8 | V\$ 2317<br>C\$ 2426 |
| 95-2428BB<br>Standard Block Base - 2 Required                           | 24 | 6  | 28 | — | — | 52 | 2.4 | V\$ 2084<br>C\$ 2153 |

**Description**

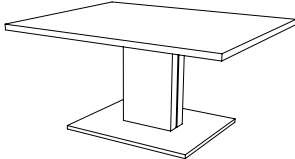
- All Tables Require One Set of Standard Block Bases
- Middle Leg Required on Tables 144" or Larger
- Bases are Constructed with Removable Interior Panel for Wire Management Installation
- Outer Panel can be Specified in Contrasting Veneer or Textured Laminate
- Adjustable Glides Included

Pricing Codes: V = Veneer / C = Veneer and Laminate

For ordering options, see back of One10 identification card at the beginning of section.

For data options, see pages 99-104.

For data location options, see page 105.

| Item  | Model No.  | W  | D  | H  | K | R | Ship Wt | Cubic Ft | List Price |
|---|------------|----|----|----|---|---|---------|----------|------------|
| SINGLE COLUMN MEETING TABLE<br>SQUARE & RECTANGULAR<br>BLOCK STYLE<br> | 95-6060SQV | 60 | 60 | 1½ | — | — | 143     | 8.4      | V\$ 1743   |
|   | 95-5454SQV | 54 | 54 | 1½ | — | — | 114     | 6.8      | V\$ 1553   |
|   | 95-4848SQV | 48 | 48 | 1½ | — | — | 90      | 5.5      | V\$ 1299   |
|   | 95-4872RTV | 72 | 48 | 1½ | — | — | 135     | 8.1      | V\$ 1451   |
|   | 95-4860RTV | 60 | 48 | 1½ | — | — | 112.5   | 6.8      | V\$ 1294   |

NOTE: 54" and 60" SQV Models are Catalyzed Finish

**Description**

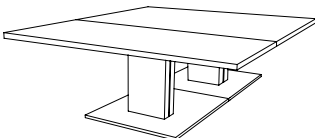
- 1½" Thick Block Meeting Table Top
- Power and Data Options Sold Separately
- Use with Metal Frame Column Bases for 30" Standard Height or 42" Standing Height Tables

**What You Need – Bases (Select One)**

|   |    |    |    |       |      |          |
|---|----|----|----|-------|------|----------|
| 95-3630TBB  | 36 | 30 | 40 | 178.6 | 30.4 | V\$ 2866 |
| Tall Metal Frame Block Base for 42" High Meeting Tables |    |    |    |       |      |          |
| 95-3630BB   | 36 | 30 | 28 | 168.6 | 26.2 | V\$ 2768 |
| Metal Frame Block Base for 30" High Meeting Tables      |    |    |    |       |      |          |

**Description**

- Choose from 30" Standard Height Table Base or 42" Standing Height Table Base
- Base Platform is Aluminum
- Aluminum Detail Continues Up the Column for Design Appeal
- Column Accommodates Wire Management with Removable Panel for Power and Data Units Sold Separately
- Adjustable Levelers

|  |             |    |    |    |   |   |          |
|--|-------------|----|----|----|---|---|----------|
| DUAL COLUMN MEETING TABLE<br>SQUARE BLOCK STYLE<br> | 95-9696SQV  | 96 | 96 | 1⅝ | — | — | V\$ 3189 |
|  | 2 Piece Top |    |    |    |   |   |          |
|  | 95-8484SQV  | 84 | 84 | 1⅝ | — | — | V\$ 2935 |
|  | 2 Piece Top |    |    |    |   |   |          |

**Description**

- 1½" Thick Block Meeting Table Top
- Power and Data Options Sold Separately
- Use with Metal Frame Column Bases for 30" Standard Height or 42" Standing Height Tables

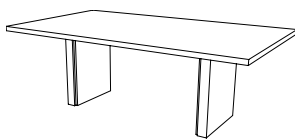
**What You Need – Bases**

|  |    |    |    |          |
|--|----|----|----|----------|
| 95-6030TBB   | 60 | 30 | 40 | V\$ 4110 |
| Tall Metal Frame Block Base for 42" High Meeting Tables - 2 Required |    |    |    |          |
| 95-6030BB  | 60 | 30 | 28 | V\$ 3745 |
| Metal Frame Block Base for 30" High Meeting Tables - 2 Required      |    |    |    |          |

For ordering options, see back of One10 identification card at the beginning of section.

For data options, see pages 99-104.

For data location options, see pages 106.

| Item   | Model No.  | W  | D  | H  | K | R | Ship Wt | Cubic Ft | List Price |
|--|------------|----|----|----|---|---|---------|----------|------------|
| SMALL CONFERENCE/<br>MEETING TABLE<br>RECTANGULAR BLOCK STYLE<br> | 95-4884RTV | 48 | 84 | 1½ | — | — | 158     | 9.3      | V\$ 1627   |
|  | 95-4872RTV | 48 | 72 | 1½ | — | — | 135     | 8.1      | V\$ 1451   |
|  | 95-4296RTV | 42 | 96 | 1½ | — | — | 158     | 9.1      | V\$ 1701   |
|  | 95-4284RTV | 42 | 84 | 1½ | — | — | 138     | 8.1      | V\$ 1606   |
|  | 95-4272RTV | 42 | 72 | 1½ | — | — | 119     | 7.1      | V\$ 1309   |
|  | 95-3696RTV | 36 | 96 | 1½ | — | — | 135     | 8.1      | V\$ 1565   |
|  | 95-3684RTV | 36 | 84 | 1½ | — | — | 119     | 7.1      | V\$ 1367   |
|  | 95-3672RTV | 36 | 72 | 1½ | — | — | 102     | 6.2      | V\$ 1240   |

**Description**

- One Piece Conference Top
- Requires Stretchers and One Set of Block Bases
- Power and Data Units Sold Separately

**What You Need – Bases & Stretchers**

|                                  |      |    |     |   |   |     |     |          |
|----------------------------------|------|----|-----|---|---|-----|-----|----------|
| 95-2228BB                        | 22   | 5¼ | 28  | — | — | 45  | 1.9 | V\$ 2064 |
| Standard Block Base - 2 Required |      |    |     |   |   |     |     | C\$ 2146 |
| 95-0496STR                       | 54 ¾ | ¾  | 4 ⅝ | — | — | 9.2 | 0.5 | V\$ 658  |
| Pair of Stretcher for 96" Table  |      |    |     |   |   |     |     |          |
| 95-0484STR                       | 42 ¾ | ¾  | 4 ⅝ | — | — | 7.2 | 0.4 | V\$ 584  |
| Pair of Stretcher for 84" Table  |      |    |     |   |   |     |     |          |
| 95-0472STR                       | 30 ¾ | ¾  | 4 ⅝ | — | — | 5.2 | 0.3 | V\$ 529  |
| Pair of Stretcher for 72" Table  |      |    |     |   |   |     |     |          |

**Description**

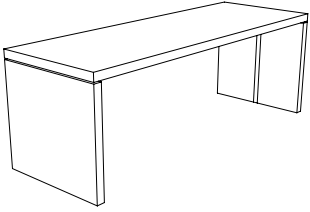
- All Tables Require One Set of Standard Block Bases and Stretchers
- Bases are Constructed with Removable Interior Panel for Wire Management Installation
- Outer Panel can be Specified in Contrasting Veneer or Textured Laminate
- Adjustable Glides Included

Pricing Codes: V = Veneer / C = Veneer and Laminate

For ordering options, see back of One10 identification card at the beginning of section.

For data options, see pages 99-104.

For data location options, see page 106.

| Item  | Model No.   | W   | D  | H  | K | R | Ship Wt | Cubic Ft | List Price |
|---|-------------|-----|----|----|---|---|---------|----------|------------|
|  PARSONS TABLE | 95-36120TPT | 120 | 36 | 42 | — | — | 402     | 34.3     | V\$ 7991   |
|   | 95-3696TPT  | 96  | 36 | 42 | — | — | 393.5   | 37.7     | V\$ 7561   |
|   | 95-3672TPT  | 72  | 36 | 42 | — | — | 385.1   | 34.3     | V\$ 6998   |
|   | 95-36120CPT | 120 | 36 | 36 | — | — | 380.8   | 33.6     | V\$ 7764   |
|   | 95-3696CPT  | 96  | 36 | 36 | — | — | 372.3   | 30.1     | V\$ 7372   |
|   | 95-3672CPT  | 72  | 36 | 36 | — | — | 363.9   | 26.8     | V\$ 6794   |
|   | 95-36120PT  | 120 | 36 | 30 | — | — | 380.8   | 33.6     | V\$ 7486   |
|   | 95-3696PT   | 96  | 36 | 30 | — | — | 372.3   | 30.1     | V\$ 7104   |
|   | 95-3672PT   | 72  | 36 | 30 | — | — | 363.9   | 26.8     | V\$ 6516   |

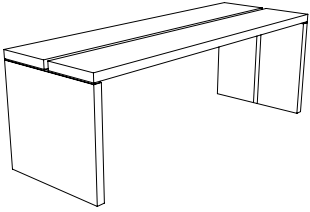
**Description**

- One Piece Parsons Table
- Aluminum Accents for Design Appeal
- Assembly Required
- Veneer Direction is Short Grain

For ordering options, see back of One10 identification card at the beginning of section.

For data options, see pages 99-104.



| Item  | Model No.    | W   | D  | H  | K | R | Ship Wt | Cubic Ft | List Price |
|---|--------------|-----|----|----|---|---|---------|----------|------------|
| SPLIT TOP<br>PARSONS TABLE<br> | 95-42120TPST | 120 | 42 | 42 | — | — | 418.2   | 44.8     | V\$ 9612   |
|   | 95-4296TPST  | 96  | 42 | 42 | — | — | 406.9   | 41.4     | V\$ 9168   |
|   | 95-4272TPST  | 72  | 42 | 42 | — | — | 395.7   | 38       | V\$ 8705   |
|   | 95-36120TPST | 120 | 36 | 42 | — | — | 402     | 34.3     | V\$ 9247   |
|   | 95-3696TPST  | 96  | 36 | 42 | — | — | 393.5   | 37.7     | V\$ 8944   |
|   | 95-3672TPST  | 72  | 36 | 42 | — | — | 385.1   | 34.3     | V\$ 8318   |
|   | 95-42120CPST | 120 | 42 | 36 | — | — | 397     | 37.3     | V\$ 9430   |
|   | 95-4296CPST  | 96  | 42 | 36 | — | — | 385.7   | 33.9     | V\$ 8931   |
|   | 95-4272CPST  | 72  | 42 | 36 | — | — | 374.5   | 30.5     | V\$ 8486   |
|   | 95-36120CPST | 120 | 36 | 36 | — | — | 380.8   | 33.6     | V\$ 9051   |
|   | 95-3696CPST  | 96  | 36 | 36 | — | — | 372.3   | 30.1     | V\$ 8740   |
|   | 95-3672CPST  | 72  | 36 | 36 | — | — | 363.9   | 26.8     | V\$ 8245   |
|   | 95-42120PST  | 120 | 42 | 30 | — | — | 397     | 37.3     | V\$ 9188   |
|   | 95-4296PST   | 96  | 42 | 30 | — | — | 385.7   | 33.9     | V\$ 8703   |
|   | 95-4272PST   | 72  | 42 | 30 | — | — | 374.5   | 30.5     | V\$ 8317   |
|   | 95-36120PST  | 120 | 36 | 30 | — | — | 380.8   | 33.6     | V\$ 8762   |
|   | 95-3696PST   | 96  | 36 | 30 | — | — | 372.3   | 30.1     | V\$ 8678   |
|   | 95-3672PST   | 72  | 36 | 30 | — | — | 363.9   | 26.8     | V\$ 8052   |

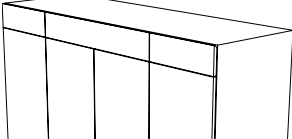
**Description**

- Split Top Parsons Table with Trough
- Accommodates Power and Data Units Sold Separately
- Aluminum Accents for Design Appeal
- Assembly Required
- Veneer Direction is Short Grain

For ordering options, see back of One10 identification card at the beginning of section.

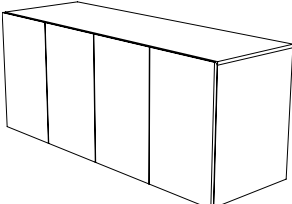
For data options, see pages 99-104.

For data location options, see page 106.

| Item   | Model No.                         | W  | D  | H  | K | R | Ship Wt | Cubic Ft | List Price |
|--|-----------------------------------|----|----|----|---|---|---------|----------|------------|
| <b>BUFFET</b><br> | 95-2460BF2<br>4 Doors / 3 Drawers | 60 | 24 | 36 | — | — | 275     | 34.2     | V\$ 5892   |
|  | 95-2460BF1<br>4 Doors / 2 Drawers | 60 | 24 | 36 | — | — | 250     | 34.2     | V\$ 5082   |
|  | 95-2430BF<br>2 Doors / 1 Drawer   | 30 | 24 | 36 | — | — | 150     | 17.6     | V\$ 2753   |

**Description**

- Finger Pull Drawers
- Touch Latch Doors
- Storage Behind Doors with Adjustable Veneer Shelves
- Adjustable Glides
- Finished Back

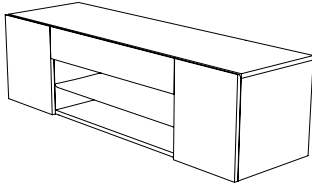
|  |                     |    |    |    |   |   |     |      |          |
|--|---------------------|----|----|----|---|---|-----|------|----------|
| <b>CREDENZA</b><br> | 95-2472C<br>4 Doors | 72 | 24 | 30 | — | — | 290 | 28   | V\$ 4904 |
|  | 95-2460C<br>4 Doors | 60 | 24 | 30 | — | — | 250 | 23.4 | V\$ 4322 |
|  | 95-2448C<br>3 Doors | 48 | 24 | 30 | — | — | 210 | 19.5 | V\$ 3275 |
|  | 95-2436C<br>2 Doors | 36 | 24 | 30 | — | — | 150 | 17.6 | V\$ 2500 |

**Description**

- Storage Behind Doors with Adjustable Veneer Shelves
- Finger Pulls and Touch Latch Closure
- Adjustable Glides
- Finished Back

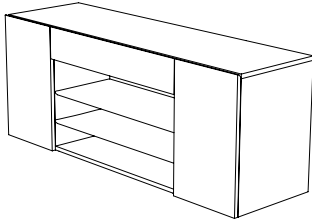
For ordering options, see back of One10 identification card at the beginning of section.

| Item              | Model No.   | W  | D  | H  | K | R | Ship Wt | Cubic Ft | List Price |
|-------------------|-------------|----|----|----|---|---|---------|----------|------------|
| LOW MEDIA CREENZA | 95-1872LOMC | 72 | 18 | 24 | — | — | 145     | 24       | V\$ 4023   |
|                   | 95-1860LOMC | 60 | 18 | 24 | — | — | 125     | 19.5     | V\$ 3684   |


**Description**

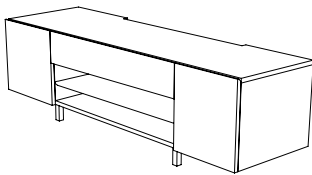
- Storage Behind 2 Doors with Adjustable Veneer Shelves
- Open Storage with Adjustable Metal Shelf in Middle Section Below Flip Down Door
- Finished Back is Recessed and Open 2" Below Worksurface for Wire Management
- Finger Pulls and Touch Latch Closure
- Adjustable Glides

|               |            |    |    |    |   |   |     |      |          |
|---------------|------------|----|----|----|---|---|-----|------|----------|
| MEDIA CREENZA | 95-1872OMC | 72 | 18 | 36 | — | — | 175 | 24   | V\$ 4314 |
|               | 95-1860OMC | 60 | 18 | 36 | — | — | 155 | 19.5 | V\$ 3907 |


**Description**

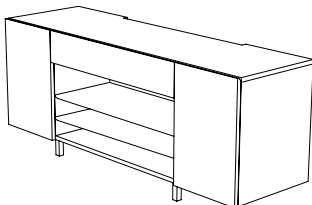
- Storage Behind 2 Doors with Adjustable Veneer Shelves
- Open Storage with Two Adjustable Metal Shelves in Middle Section Below Flip Down Door
- Finished Back is Recessed and Open 2" Below Worksurface for Wire Management
- Finger Pulls and Touch Latch Closure
- Adjustable Glides

|                          |             |    |    |    |   |   |     |      |          |
|--------------------------|-------------|----|----|----|---|---|-----|------|----------|
| LOW FOOTED MEDIA CREENZA | 95-1872LFMC | 72 | 18 | 24 | — | — | 145 | 24   | V\$ 3534 |
|                          | 95-1860LFMC | 60 | 18 | 24 | — | — | 125 | 19.5 | V\$ 3325 |


**Description**

- Storage Behind 2 Doors with Adjustable Veneer Shelves
- Open Storage with Adjustable Metal Shelf in Middle Section Below Flip Down Door
- Finished Back is Recessed and Open 2" Below Worksurface for Wire Management
- Top is Routed to Accommodate Wire Management or Monitor Stand
- Finger Pulls and Touch Latch Closure
- Doors are Hinged from the Inside of the Cabinet and Swing in to Accommodate the Meeting Table
- Aluminum Post Legs with Adjustable Glides

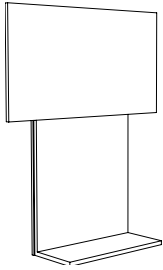
|                      |            |    |    |    |   |   |     |      |          |
|----------------------|------------|----|----|----|---|---|-----|------|----------|
| FOOTED MEDIA CREENZA | 95-1872FMC | 72 | 18 | 36 | — | — | 175 | 24   | V\$ 4243 |
|                      | 95-1860FMC | 60 | 18 | 36 | — | — | 155 | 19.5 | V\$ 3913 |


**Description**

- Storage Behind 2 Doors with Adjustable Veneer Shelves
- Open Storage with Two Adjustable Metal Shelves in Middle Section Below Flip Down Door
- Finished Back is Recessed and Open 2" Below Worksurface for Wire Management
- Top is Routed to Accommodate Wire Management or Monitor Stand
- Finger Pulls and Touch Latch Closure
- Doors are Hinged from the Inside of the Cabinet and Swing in to Accommodate the Meeting Table
- Aluminum Post Legs with Adjustable Glides

For ordering options, see back of One10 identification card at the beginning of section.

| Item                     | Model No.  | W   | D  | H   | K | R | Ship Wt | Cubic Ft | List Price |
|--------------------------|--|-----|----|-----|---|---|---------|----------|------------|
| FLAT PANEL MONITOR STAND | 95-3067FP  | 30½ | 14 | 67⅝ | — | — | 140.7   | 16.7     | V\$ 2133   |
|                          | Coordinates with ≥60" Meeting Tables and Footed Media Credenzas 36" and 42" Tall     |     |    |     |   |   |         |          |            |
|                          | 95-3055FP  | 30½ | 14 | 55⅝ | — | — | 123.5   | 13.8     | V\$ 1915   |
|                          | Coordinates with ≥60" Meeting, Conference Tables and Footed Media Credenzas 24" Tall |     |    |     |   |   |         |          |            |



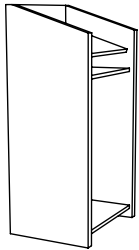
Shown with Monitor  
- Not included

**Description**

- Must be Used with a Coordinating Product
- Finished Back is Removable for Wire Management
- Grain Direction is Vertical
- Aluminum Metal Base
- Accommodates 200, 300, And 400 mm VESA Patterns
- Check the Monitor Manufacturer's Specifications for Compliance
- Mounting Hardware Not Included.
- Not Freestanding
- 01-WEPRESENT Screen Sharing Device Sold on Page 104

NOTE: Not Responsible for Monitors Improperly Installed or Any Attempt To Use A Freestanding Unit.

|         |           |    |    |    |   |   |     |      |          |
|---------|-----------|----|----|----|---|---|-----|------|----------|
| LECTERN | 95-265OLS | 24 | 19 | 49 | — | — | 130 | 21.9 | V\$ 2445 |
|---------|-----------|----|----|----|---|---|-----|------|----------|

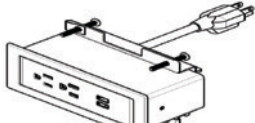


**Description**

- Top Shelf Angled for User Comfort
- Fixed Shelf Below
- Casters
- 01-DUO and 01-TRIO Power and Data Options Sold Separately on Page 100

For ordering options, see back of One10 identification card at the beginning of section.

For data options, see pages 99-104.

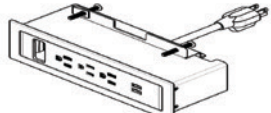
| Item  | Model No.              | W  | D  | H  | K | R | Ship Wt | Cubic Ft | List Price |
|---|------------------------|----|----|----|---|---|---------|----------|------------|
| DUO BEZEL<br>NEMA PLUG<br> | 01-DUOBEZELW<br>White  | 6½ | 2¼ | 3¼ | — | — |         |          | \$ 427     |
|   | 01-DUOBEZELB<br>Black  | 6½ | 2¼ | 3¼ | — | — |         |          | \$ 427     |
|   | 01-DUOBEZELS<br>Silver | 6½ | 2¼ | 3¼ | — | — |         |          | \$ 427     |

**Description**

- Sits On Top of the Worksurface
- 2 Power / 2 USB Power
- Independent USB Circuit Controllers Deliver up to 2.1 Amps to Each Post
- All Mounting Hardware Included
- FCC Part 15A and UL Approved for Horizontal and Vertical Applications
- 10' Cord

**Applications**

- Standard Conference Tables
- Single Column Meeting Tables
- Small Conference/Meeting Tables

|  |                         |   |    |   |   |   |  |  |        |
|--|-------------------------|---|----|---|---|---|--|--|--------|
| TRIO BEZEL<br>NEMA PLUG<br> | 01-TRIOBEZELW<br>White  | 9 | 2¼ | 3 | — | — |  |  | \$ 458 |
|  | 01-TRIOBEZELB<br>Black  | 9 | 2¼ | 3 | — | — |  |  | \$ 458 |
|  | 01-TRIOBEZELS<br>Silver | 9 | 2¼ | 3 | — | — |  |  | \$ 458 |


**Description**

- Sits On Top of the Worksurface
- 3 Power / 2 USB Power / 1 Open Data
- Independent USB Circuit Controllers Deliver up to 2.1 Amps to Each Post
- HDMI, VGA, or RJ45 Accessories Sold Separately
- All Mounting Hardware Included
- FCC Part 15A and UL Approved for Horizontal and Vertical Applications
- 10' Cord

**Applications**

- Standard Conference Tables
- Single Column Meeting Tables
- Small Conference/Meeting Tables

For data location options, see pages 105-106.

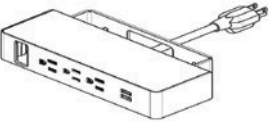
| Item   | Model No.         | W  | D | H  | K | R | Ship Wt | Cubic Ft | List Price |
|--|-------------------|----|---|----|---|---|---------|----------|------------|
| DUO NEMA PLUG<br> | 01-DUOW<br>White  | 5½ | 2 | 3¼ | — | — |         |          | \$ 450     |
|  | 01-DUOB<br>Black  | 5½ | 2 | 3¼ | — | — |         |          | \$ 450     |
|  | 01-DUOS<br>Silver | 5½ | 2 | 3¼ | — | — |         |          | \$ 450     |

**Description**

- Sits Between Worksurfaces or Below the Worksurface
- 2 Power / 2 USB Power
- Independent USB Circuit Controllers Deliver up to 2.1 Amps to Each Post
- All Mounting Hardware Included
- FCC Part 15A and UL Approved for Horizontal and Vertical Applications
- 10' Cord

**Applications**

- Block Conference Tables with Inlay
- Block Conference Tables with Center Channel
- Split Top Parsons Tables
- Small Conference/Meeting Tables

|   |                    |   |   |   |   |   |  |  |        |
|---|--------------------|---|---|---|---|---|--|--|--------|
| TRIO NEMA PLUG<br> | 01-TRIOW<br>White  | 8 | 2 | 3 | — | — |  |  | \$ 463 |
|   | 01-TRIOB<br>Black  | 8 | 2 | 3 | — | — |  |  | \$ 463 |
|   | 01-TRIOS<br>Silver | 8 | 2 | 3 | — | — |  |  | \$ 463 |

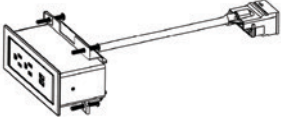
**Description**

- Sits Between Worksurfaces or Below the Worksurface
- 3 Power / 2 USB Power / 1 Open Data
- Independent USB Circuit Controllers Deliver up to 2.1 Amps to Each Post
- HDMI, VGA, or RJ45 Accessories Sold Separately
- All Mounting Hardware Included
- FCC Part 15A and UL Approved for Horizontal and Vertical Applications
- 10' Cord

**Applications**

- Block Conference Tables with Inlay
- Block Conference Tables with Center Channel
- Split Top Parsons Tables
- Small Conference/Meeting Tables

For data location options, see pages 105-106.

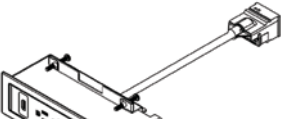
| Item   | Model No.               | W  | D  | H | K | R | Ship Wt | Cubic Ft | List Price |
|--|-------------------------|----|----|---|---|---|---------|----------|------------|
| DUO BEZEL<br>DAISY CHAIN PLUG<br> | 01-PDUOBEZELW<br>White  | 6½ | 2¼ | 3 | — | — |         |          | \$ 422     |
|  | 01-PDUOBEZELB<br>Black  | 6½ | 2¼ | 3 | — | — |         |          | \$ 422     |
|  | 01-PDUOBEZELS<br>Silver | 6½ | 2¼ | 3 | — | — |         |          | \$ 422     |

**Description**

- Sits On Top of the Worksurface
- 2 Power / 2 USB Power
- Independent USB Circuit Controllers Deliver up to 2.1 Amps to Each Post
- All Mounting Hardware Included
- FCC Part 15A and UL Approved for Horizontal and Vertical Applications
- Non Sequential System Allows Up To 8 Modules To Be Connected With Jumper Cord
- Requires Power Box
- 12" Cord

**Applications**

- Standard Conference Tables
- Single Column Meeting Tables
- Small Conference/Meeting Tables

|   |                          |   |    |   |   |   |  |  |        |
|---|--------------------------|---|----|---|---|---|--|--|--------|
| TRIO BEZEL<br>DAISY CHAIN PLUG<br> | 01-PTRIOBEZELW<br>White  | 9 | 2¼ | 3 | — | — |  |  | \$ 452 |
|   | 01-PTRIOBEZELB<br>Black  | 9 | 2¼ | 3 | — | — |  |  | \$ 452 |
|   | 01-PTRIOBEZELS<br>Silver | 9 | 2¼ | 3 | — | — |  |  | \$ 452 |

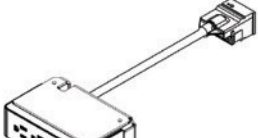
**Description**

- Sits On Top of the Worksurface
- 3 Power / 2 USB Power / 1 Open Data
- HDMI, VGA, or RJ45 Accessories Sold Separately
- All Mounting Hardware Included
- FCC Part 15A and UL Approved for Horizontal and Vertical Applications
- Non Sequential System Allows up to 8 Modules to be Connected with Jumper Cord
- Requires Power Box
- 12" Cord

**Applications**

- Standard Conference Tables
- Single Column Meeting Tables
- Small Conference/Meeting Tables

For data location options, see pages 105-106.

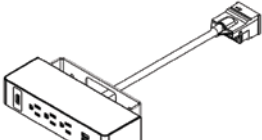
| Item  | Model No.          | W  | D | H | K | R | Ship Wt | Cubic Ft | List Price |
|---|--------------------|----|---|---|---|---|---------|----------|------------|
| DUO DAISY CHAIN PLUG<br> | 01-PDUOW<br>White  | 5½ | 2 | 3 | — | — |         |          | \$ 445     |
|   | 01-PDUOB<br>Black  | 5½ | 2 | 3 | — | — |         |          | \$ 445     |
|   | 01-PDUOS<br>Silver | 5½ | 2 | 3 | — | — |         |          | \$ 445     |

**Description**

- Sits Between Worksurfaces or Below the Worksurface
- 2 Power / 2 USB Power
- Independent USB Circuit Controllers Deliver up to 2.1 Amps to Each Post
- All Mounting Hardware Included
- FCC Part 15A and UL Approved for Horizontal and Vertical Applications
- Non Sequential System Allows up to 8 Modules to be Connected with Jumper Cord
- Requires Power Box
- 12" Cord

**Applications**

- Block Conference Tables with Inlay
- Block Conference Tables with Center Channel
- Split Top Parsons Tables
- Small Conference/Meeting Tables

|  |                     |   |   |   |   |   |  |  |        |
|--|---------------------|---|---|---|---|---|--|--|--------|
| TRIO DAISY CHAIN PLUG<br> | 01-PTRIOW<br>White  | 8 | 2 | 3 | — | — |  |  | \$ 458 |
|  | 01-PTRIOB<br>Black  | 8 | 2 | 3 | — | — |  |  | \$ 458 |
|  | 01-PTRIOS<br>Silver | 8 | 2 | 3 | — | — |  |  | \$ 458 |

**Description**

- Sits between worksurfaces or below the worksurface
- 3 power / 2 USB power / 1 Open Data
- Independent USB Circuit Controllers Deliver up to 2.1 Amps to Each Post
- HDMI, VGA, or RJ45 Accessories Sold Separately
- All Mounting Hardware Included
- FCC Part 15A and UL Approved for Horizontal and Vertical Applications
- Non Sequential System Allows up to 8 Modules to be Connected with Jumper Cord
- Requires Power Box
- 12" Cord

**Applications**

- Block Conference Tables with Inlay
- Block Conference Tables with Center Channel
- Split Top Parsons Tables
- Small Conference/Meeting Tables

For data location options, see pages 105-106.



| Item                            | Model No.  | W | D | H | K | R | Ship Wt | Cubic Ft | List Price |
|---------------------------------|------------|---|---|---|---|---|---------|----------|------------|
| TRIO VGA<br>DATA PORT ACCESSORY | 01-LCOMVGA | - | - | - | - | - | -       | -        | \$ 77      |



SIN 711-11

**Description**

- VGA Port for Trio Units

|                                  |             |   |   |   |   |   |   |   |        |
|----------------------------------|-------------|---|---|---|---|---|---|---|--------|
| TRIO HDMI<br>DATA PORT ACCESSORY | 01-LCOMHDMI | - | - | - | - | - | - | - | \$ 104 |
|----------------------------------|-------------|---|---|---|---|---|---|---|--------|



Open  
Market  
Only

**Description**

- HDMI Port for Trio Units


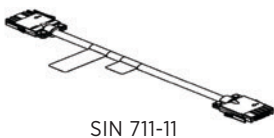
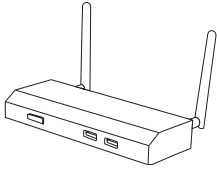
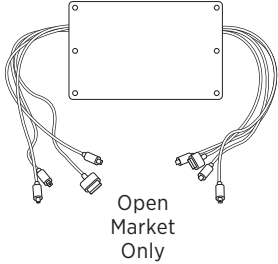
|                                  |             |   |   |   |   |   |   |   |       |
|----------------------------------|-------------|---|---|---|---|---|---|---|-------|
| TRIO RJ45<br>DATA PORT ACCESSORY | 01-LCOMRJ45 | - | - | - | - | - | - | - | \$ 49 |
|----------------------------------|-------------|---|---|---|---|---|---|---|-------|



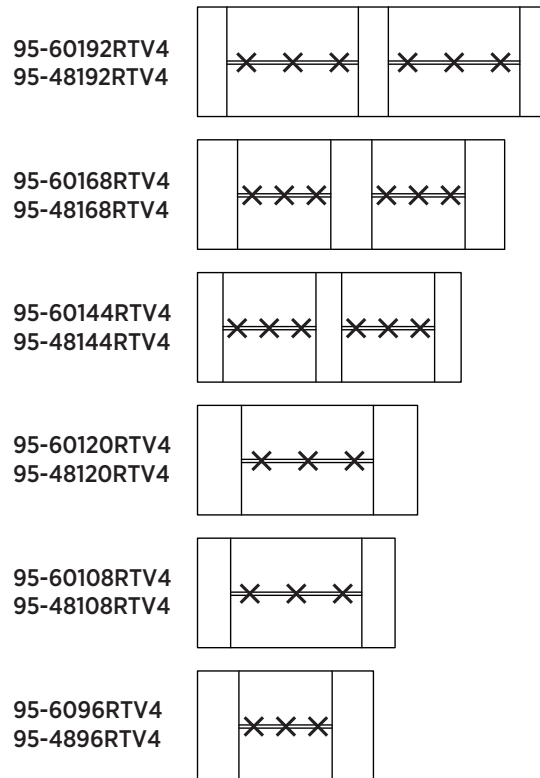
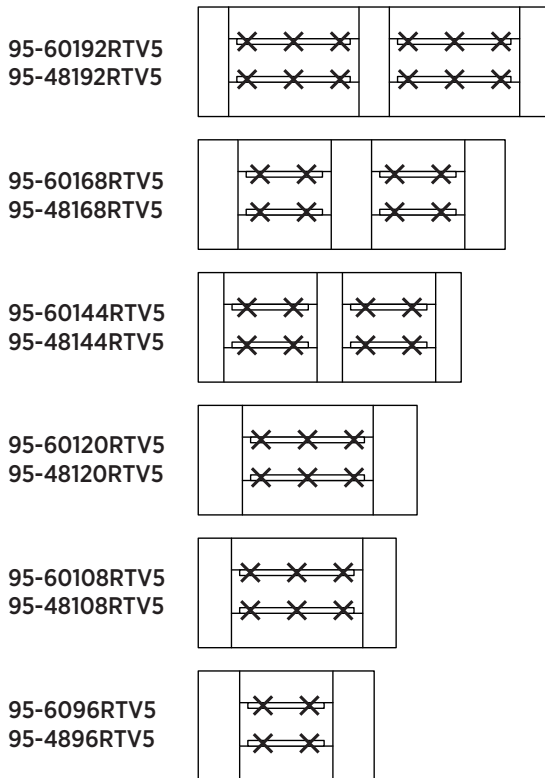
SIN 711-11

**Description**

- RJ45 Port for Trio Units

| Item   | Model No.            | W | D | H | K | R | Ship Wt | Cubic Ft | List Price |
|--|----------------------|---|---|---|---|---|---------|----------|------------|
| DAISY CHAIN POWER BOX<br><br>SIN 711-11   | 01-PPOWER            |   |   |   | — | — |         |          | \$ 489     |
| <b>Description</b> <ul style="list-style-type: none"> <li>• Powers up to 8 Duo and Trio Daisy Chain Units</li> <li>• One Nema Plug and One Daisy Chain Plug</li> <li>• 12 Amp System Rating</li> <li>• 15 Amp Over-Current Protection</li> </ul>   |                      |   |   |   |   |   |         |          |            |
| DAISY CHAIN JUMPER CORD<br><br>SIN 711-11   | 01-6Jump<br>72" Long |   |   |   | — | — |         |          | \$ 190     |
|  | 01-5Jump<br>60" Long |   |   |   | — | — |         |          | \$ 179     |
|  | 01-4Jump<br>48" Long |   |   |   | — | — |         |          | \$ 152     |
|  | 01-2Jump<br>24" long |   |   |   | — | — |         |          | \$ 139     |
| <b>Description</b> <ul style="list-style-type: none"> <li>• Connects Duo and Trio Daisy Chain Units</li> <li>• Non Sequential System Allows up to 8 Modules to be Connected</li> </ul>   |                      |   |   |   |   |   |         |          |            |
| WIRELESS PRESENTATION SHARING DEVICE<br><br>SIN 711-11  | 01-WEPRESENT         |   |   |   | — | — |         |          | \$ 2334    |
| <b>Description</b> <ul style="list-style-type: none"> <li>• Wireless Presentation Device</li> <li>• Works well with Media Credenza and Monitor Stand</li> <li>• Compatible with Any Wireless Device</li> <li>• Allows 64 users to connect and participate in screen sharing - 4 at a time</li> <li>• Users must download WiFi-Doc for each device for free</li> </ul>  |                      |   |   |   |   |   |         |          |            |
| UNIVERSAL CHARGING DEVICE<br><br>Open Market Only   | 01-KWIKBOOST         |   |   |   | — | — |         |          | \$ 1142    |
| <b>Description</b> <ul style="list-style-type: none"> <li>• Eight Charging Connectors (3 Apple Lighting, 1 Apple 30-Pin, 4 Micro USB)</li> <li>• Works with nearly 100% of devices</li> <li>• Charging Cable length is 6 ½"</li> <li>• 2.4A per port; 19.2A total</li> <li>• Adaptive Fast Charging Technology Adjusts to Device Requirements</li> <li>• Cable Manager included</li> <li>• Works well in Block Conference Tables with Inlay</li> </ul> |                      |   |   |   |   |   |         |          |            |

For data location options, see pages 105-106.

**RTV5**
**RTV4**

**MODULES AVAILABLE FOR RTV5**

- 01-DUO in Silver, White, or Black
- 01-TRIO in Silver, White, or Black
- 01-KWIKBOOST

**MODULES AVAILABLE FOR RTV4**

- 01-DUO in Silver, White, or Black
- 01-TRIO in Silver, White, or Black

**LOCATIONS**

All troughs have pre-drilled peck-hole locations from the bottom side of the trough. Field install power and data modules by selecting any or all of the desired pre-marked locations and drill the hole through.

**RTV5**

- 192" Tops:** 31", 52", and 73" off each end
- 168" Tops:** 37" and 58" off each end
- 144" Tops:** 29" and 50" off each end
- 120" Tops:** 39" and 60" off each end
- 108" Tops:** 33" and 54" off each end
- 96" Tops:** 37 ½" and 48" off each end

**RTV4**

- 192" Tops:** 26 ½", 52", and 77 ½" off each end
- 168" Tops:** 32 ½", 47 ½", and 62 ½" off each end
- 144" Tops:** 24 ½", 39 ½", and 54 ½" off each end
- 120" Tops:** 34 ½" and 60" off each end
- 108" Tops:** 28 ½" and 54" off each end
- 96" Tops:** 33" and 48" off each end

**STANDARD CONFERENCE TABLES AND SMALL CONFERENCE/MEETING TABLES**

Power and data modules specified in the table surface at the time of the order will be routed for field installation. Modules to be mounted under the table surface may be placed anywhere during field installation.

**MODULES AVAILABLE IN TABLE SURFACE**

**01-DUOBEZEL** in Silver, White, or Black  
**01-TRIOBEZEL** in Silver, White, or Black  
**01-PDUOBEZEL** in Silver, White, or Black  
**01-PTRIOBEZEL** in Silver, White, or Black

**MODULES AVAILABLE UNDER TABLE SURFACE**

**01-DUO** in Silver, White, or Black  
**01-TRIO** in Silver, White, or Black  
**01-PDUO** in Silver, White, or Black  
**01-PTRIO** in Silver, White, or Black

Please Specify the Location:

**EL** 29" off one end  
**ELR** 29" off each end  
**OC** On center  
**OCELR** 29" off each end and on center

NOTE: OCELR location Not Available on tables 96" or less

**SPLIT TOP PARSONS TABLES**

Power and data modules specified at the time of the order will be routed for field installation.

**MODULES AVAILABLE**

**01-DUO** in Silver, White, or Black  
**01-TRIO** in Silver, White, or Black  
**01-PDUO** in Silver, White, or Black  
**01-PTRIO** in Silver, White, or Black

Please specify the quantity of Modules to Route based on table size:

**72" TOPS**

1 = On Center at 36"  
 2 = 24" off each end  
 3 = 18" off each end and on center

**96" TOPS**

1 = On Center at 48"  
 2 = 32" off each end  
 3 = 24" off each end and on center

**120" TOPS**

1 = On Center at 60"  
 2 = 40" off each end  
 3 = 30" off each end and on center

**SINGLE COLUMN MEETING TABLES**

Power and data modules specified at the time of order will be routed for field installation.

**Modules Available - all units will be routed on center**

**01-DUOBEZEL** in Silver, White, or Black  
**01-TRIOBEZEL** in Silver, White, or Black  
**01-PDUOBEZEL** in Silver, White, or Black  
**01-PTRIOBEZEL** in Silver, White, or Black





# One10™ Laminate

## Conference Collection

### How to Order

|      | QTY | MODEL NO.    | DESCRIPTION    |    |
|------|-----|--------------|----------------|----|
| TOP  | 1   | 96-48144RTV5 | Primary Finish | TS |
|      |     |              | Accent         | PL |
| BASE | 2   | 96-2428BB    | Primary Finish | TS |
|      |     |              | Accent         | PL |
|      | 1   | 96-2428MSL   | Primary Finish | TS |
|      |     |              | Accent         | PL |
| DATA | 6   | 01-DUOW      |                |    |
|      | 1   | 01-KWIKBOOST |                |    |



### Specifications

#### LAMINATE

All One10 Conference laminates are straight-grain, textured high-pressure laminate.

#### TOPS

Conference and meeting table tops are 1-½" thick, 3-ply balanced construction with 1 mm PVC edge-banded rims. Credenza tops are ¾" thick, 3-ply balance construction with .5 mm PVC edge-banded rims. Laminate accent tops are ¾" thick, 3-ply construction with 1 mm edge banded rims.

#### CHASSIS CONSTRUCTION

Chassis are securely fastened using high quality European fastening systems and heavy-duty 16-gauge joining brackets to assure maximum strength. Table bases and Parsons Tables are formed with mitered construction to provide a clean aesthetic. Units ship assembled unless otherwise noted. All units ship with heavy-duty, adjustable leveling glides to ensure proper leveling and compensation for uneven floors.

#### DRAWERS

All drawer fronts are ¾" thick 3-ply construction with horizontal grain. Drawer sides, back, and front are wood grain vinyl wrapped ½" thick with ⅛" thick hardboard bottoms. 5-sided drawer construction allows for easy removal of drawer fronts.

#### DRAWER SUSPENSION

Box drawers have full extension, progressive action slides with precision steel ball bearings. All suspensions have a lifetime warranty.



---

# Laminate Options




Pearl White  
PL




White Zebrine  
WZ




Juniper Rain  
JR



Richmond Cherry  
CH

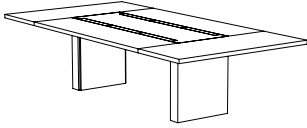


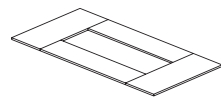
Takase Teak  
TS



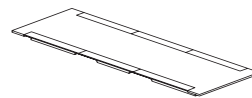
Midnight Echo  
ME



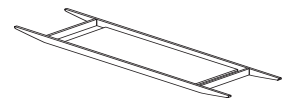
| Item  | Model No.                                     | W   | D  | H  | K | R | Ship Wt | Cubic Ft | List Price |
|---|---|-----|----|----|---|---|---------|----------|------------|
| <b>BLOCK CONFERENCE TABLE WITH INLAY</b><br> | 96-60192RTV5<br>12 Accent Doors - 9 Piece Top | 192 | 60 | 1½ | — | — | 435.6   | 25.3     | \$ 10256   |
|   | 96-60168RTV5<br>8 Accent Doors - 9 Piece Top  | 168 | 60 | 1½ | — | — | 407.4   | 24.9     | \$ 9283    |
|   | 96-60144RTV5<br>8 Accent Doors - 9 Piece Top  | 144 | 60 | 1½ | — | — | 379.2   | 24.4     | \$ 8913    |
|   | 96-60120RTV5<br>6 Accent Doors - 5 Piece Top  | 120 | 60 | 1½ | — | — | 339     | 24       | \$ 5808    |
|   | 96-60108RTV5<br>6 Accent Doors - 5 Piece Top  | 108 | 60 | 1½ | — | — | 310.8   | 23.6     | \$ 5639    |
|   | 96-6096RTV5<br>4 Accent Doors - 5 Piece Top   | 96  | 60 | 1½ | — | — | 282.6   | 26.2     | \$ 5180    |
|   | 96-48192RTV5<br>12 Accent Doors - 9 Piece Top | 192 | 48 | 1½ | — | — | 345.6   | 23.9     | \$ 9514    |
|   | 96-48168RTV5<br>8 Accent Doors - 9 Piece Top  | 168 | 48 | 1½ | — | — | 328.7   | 23.7     | \$ 8564    |
|   | 96-48144RTV5<br>8 Accent Doors - 9 Piece Top  | 144 | 48 | 1½ | — | — | 311.7   | 23.4     | \$ 8246    |
|   | 96-48120RTV5<br>6 Accent Doors - 5 Piece Top  | 120 | 48 | 1½ | — | — | 282.8   | 23.2     | \$ 5345    |
|   | 96-48108RTV5<br>6 Accent Doors - 5 Piece Top  | 108 | 48 | 1½ | — | — | 260.2   | 22.8     | \$ 5175    |
|   | 96-4896RTV5<br>4 Accent Doors - 5 Piece Top   | 96  | 48 | 1½ | — | — | 237.6   | 25.5     | \$ 4749    |

**What You Get**


Outer Piece Top



Center/Inlay Top



Trough

**Description**

- 1½" Thick Rectangular Conference Top
- Long Grain Direction on Sides and Short Grain Direction on Ends and Mid-panels if Applicable
- Center/Accent Top can be Specified in Contrasting Textured Laminate
- Center/Inlay Top Grain Runs the Length of the Table
- Center/Inlay Top Includes Aluminum Accent Doors for Wire Management
- Silver Grommet Included for Optional Polycom Installation
- Power and Data Units Sold Separately
- Assembly Required

**What You Need – Bases**

|   |    |    |    |   |   |    |     |         |
|---|----|----|----|---|---|----|-----|---------|
| 96-2428MSL<br>Block Base Middle Leg - Required on Tables 144" or Larger | 24 | 7½ | 28 | — | — | 72 | 2.8 | \$ 1751 |
| 96-2428BB<br>Standard Block Base - 2 Required                           | 24 | 6  | 28 | — | — | 52 | 2.4 | \$ 1487 |

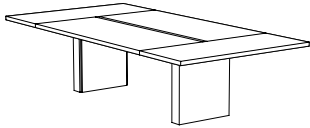
**Description**

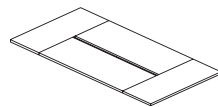
- All Tables Require One Set of Standard Block Bases
- Middle Leg Required on Tables 144" or Larger
- Middle Leg is of Aluminum Construction
- Bases are Constructed with Removable Interior Panel for Wire Management Installation
- Outer Panel can be Specified in Contrasting Textured Laminate
- Adjustable Glides Included

For ordering options, see back of One10 identification card at the beginning of section.

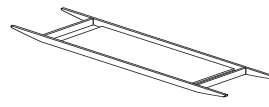
For data options, see pages 121-126.

For data location options, see page 127.

| Item   | Model No.                   | W   | D  | H  | K | R | Ship Wt | Cubic Ft | List Price |
|--|-----------------------------|-----|----|----|---|---|---------|----------|------------|
| <b>BLOCK CONFERENCE TABLE WITH CENTER CHANNEL</b><br> | 96-60192RTV4<br>7 Piece Top | 192 | 60 | 1½ | — | — | 436.1   | 27.9     | \$ 7809    |
|  | 96-60168RTV4<br>7 Piece Top | 168 | 60 | 1½ | — | — | 407.9   | 27.5     | \$ 7438    |
|  | 96-60144RTV4<br>7 Piece Top | 144 | 60 | 1½ | — | — | 379.7   | 27.0     | \$ 7071    |
|  | 96-60120RTV4<br>4 Piece Top | 120 | 60 | 1½ | — | — | 345.5   | 26.6     | \$ 4607    |
|  | 96-60108RTV4<br>4 Piece Top | 108 | 60 | 1½ | — | — | 317.3   | 26.2     | \$ 4435    |
|  | 96-6096RTV4<br>4 Piece Top  | 96  | 60 | 1½ | — | — | 289.1   | 30.2     | \$ 4300    |
|  | 96-48192RTV4<br>7 Piece Top | 192 | 48 | 1½ | — | — | 346.1   | 26.6     | \$ 6539    |
|  | 96-48168RTV4<br>7 Piece Top | 168 | 48 | 1½ | — | — | 329.2   | 26.3     | \$ 6390    |
|  | 96-48144RTV4<br>7 Piece Top | 144 | 48 | 1½ | — | — | 312.2   | 26.0     | \$ 6065    |
|  | 96-48120RTV4<br>4 Piece Top | 120 | 48 | 1½ | — | — | 289.3   | 25.8     | \$ 3908    |
|  | 96-48108RTV4<br>4 Piece Top | 108 | 48 | 1½ | — | — | 266.7   | 25.5     | \$ 3777    |
|  | 96-4896RTV4<br>4 Piece Top  | 96  | 48 | 1½ | — | — | 244.1   | 25.1     | \$ 3695    |

**What You Get**


Outer Tops



Trough

**Description**

- 1½" Thick Rectangular Conference Top
- Long Grain Direction on Sides and Short Grain Direction on Ends and Mid-panels if Applicable
- 2" Opening for Wire Management
- Power and Data Units Sold Separately
- Assembly Required

**What You Need – Bases**

|   |    |    |    |   |   |    |     |         |
|---|----|----|----|---|---|----|-----|---------|
| 96-2428MSL<br>Block Base Middle Leg - Required on Tables 144" or Larger | 24 | 7½ | 28 | — | — | 72 | 2.8 | \$ 1751 |
| 96-2428BB<br>Standard Block Base - 2 Required                           | 24 | 6  | 28 | — | — | 52 | 2.4 | \$ 1487 |

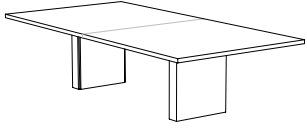
**Description**

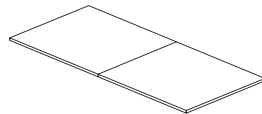
- All Tables Require One Set of Standard Block Bases
- Middle Leg Required on Tables 144" or Larger
- Bases are Constructed with Removable Interior Panel for Wire Management Installation
- Outer Panel can be Specified in Contrasting Textured Laminate
- Adjustable Glides Included

For ordering options, see back of One10 identification card at the beginning of section.

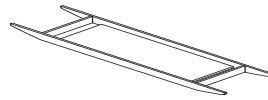
For data options, see pages 121-126.

For data location options, see page 127.

| Item  | Model No.                  | W   | D  | H  | K | R | Ship Wt | Cubic Ft | List Price |
|---|----------------------------|-----|----|----|---|---|---------|----------|------------|
| STANDARD CONFERENCE TABLE<br>RECTANGULAR BLOCK STYLE<br> | 96-60192RTV<br>2 Piece Top | 192 | 60 | 1½ | — | — | 482.4   | 27.2     | \$ 5836    |
|   | 96-60168RTV<br>2 Piece Top | 168 | 60 | 1½ | — | — | 449     | 24.8     | \$ 5430    |
|   | 96-60144RTV<br>2 Piece Top | 144 | 60 | 1½ | — | — | 388.4   | 24.8     | \$ 4545    |
|   | 96-60120RTV<br>2 Piece Top | 120 | 60 | 1½ | — | — | 332.1   | 19.8     | \$ 3829    |
|   | 96-60108RTV<br>1 Piece Top | 108 | 60 | 1½ | — | — | 301.9   | 21.5     | \$ 3349    |
|   | 96-6096RTV<br>1 Piece Top  | 96  | 60 | 1½ | — | — | 262     | 19.9     | \$ 3102    |
|   | 96-48192RTV<br>2 Piece Top | 192 | 48 | 1½ | — | — | 426.3   | 23.3     | \$ 4920    |
|   | 96-48168RTV<br>2 Piece Top | 168 | 48 | 1½ | — | — | 368.3   | 21.3     | \$ 4675    |
|   | 96-48144RTV<br>2 Piece Top | 144 | 48 | 1½ | — | — | 318.7   | 21.9     | \$ 3845    |
|   | 96-48120RTV<br>2 Piece Top | 120 | 48 | 1½ | — | — | 269.1   | 19.3     | \$ 3316    |
|   | 96-48108RTV<br>1 Piece Top | 108 | 48 | 1½ | — | — | 234.6   | 19       | \$ 3091    |
|   | 96-4896RTV<br>1 Piece Top  | 96  | 48 | 1½ | — | — | 205     | 17.7     | \$ 2423    |

**What You Get**


1 or 2 Piece Top



Trough

**Description**

- 1½" Thick 1 or 2-Piece Rectangular Conference Top
- Grain Direction is Long Grain
- Power and Data Units Sold Separately
- Assembly Required

**What You Need – Bases**

|   |    |    |    |   |   |    |     |         |
|---|----|----|----|---|---|----|-----|---------|
| 96-2428MSL<br>Block Base Middle Leg - Required on Tables 144" or Larger | 24 | 7½ | 28 | — | — | 72 | 2.8 | \$ 1751 |
| 96-2428BB<br>Standard Block Base - 2 Required                           | 24 | 6  | 28 | — | — | 52 | 2.4 | \$ 1487 |

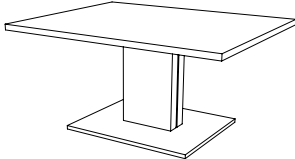
**Description**

- All Tables Require One Set of Standard Block Bases
- Middle Leg Required on Tables 144" or Larger
- Bases are Constructed with Removable Interior Panel for Wire Management Installation
- Outer Panel can be Specified in Contrasting Textured Laminate
- Adjustable Glides Included

For ordering options, see back of One10 identification card at the beginning of section.

For data options, see pages 121-126.

For data location options, see page 127.

| Item  | Model No.  | W  | D  | H  | K | R | Ship Wt | Cubic Ft | List Price |
|---|------------|----|----|----|---|---|---------|----------|------------|
| SINGLE COLUMN MEETING TABLE<br>SQUARE & RECTANGULAR<br>BLOCK STYLE<br><br> | 96-6060SQV | 60 | 60 | 1½ | — | — | 143     | 8.4      | \$ 1262    |
|   | 96-5454SQV | 54 | 54 | 1½ | — | — | 114     | 6.8      | \$ 1159    |
|   | 96-4848SQV | 48 | 48 | 1½ | — | — | 90      | 5.5      | \$ 1005    |
|   | 96-4872RTV | 72 | 48 | 1½ | — | — | 135     | 8.1      | \$ 1176    |
|   | 96-4860RTV | 60 | 48 | 1½ | — | — | 112.5   | 6.8      | \$ 1120    |

**Description**

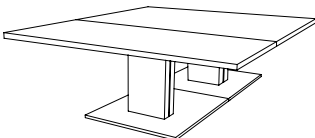
- 1½" Thick Block Meeting Table Top
- Power and Data Options Sold Separately
- Use with Metal Frame Column Bases for 30" Standard Height or 42" Standing Height Tables

**What You Need – Bases (Select One)**

|   |    |    |    |  |  |  |  |  |         |
|---|----|----|----|--|--|--|--|--|---------|
| 96-3630TBB  | 36 | 30 | 40 |  |  |  |  |  | \$ 2778 |
| Tall Metal Frame Block Base for 42" High Meeting Tables |    |    |    |  |  |  |  |  |         |
| 96-3630BB   | 36 | 30 | 28 |  |  |  |  |  | \$ 2451 |
| Metal Frame Block Base for 30" High Meeting Tables      |    |    |    |  |  |  |  |  |         |

**Description**

- Choose from 30" Standard Height Table Base or 42" Standing Height Table Base
- Base Platform is Aluminum
- Aluminum Detail Continues Up the Column for Design Appeal
- Column Accommodates Wire Management with Removable Panel for Power and Data Units Sold Separately
- Adjustable Levelers

|  |             |    |    |    |   |   |  |  |          |
|--|-------------|----|----|----|---|---|--|--|----------|
| DUAL COLUMN MEETING TABLE<br>SQUARE BLOCK STYLE<br><br> | 96-9696SQV  | 96 | 96 | 1⅝ | — | — |  |  | V\$ 3189 |
|  | 2 Piece Top |    |    |    |   |   |  |  |          |
|  | 96-8484SQV  | 84 | 84 | 1⅝ | — | — |  |  | V\$ 2935 |
|  | 2 Piece Top |    |    |    |   |   |  |  |          |

**Description**

- 1½" Thick Block Meeting Table Top
- Power and Data Options Sold Separately
- Use with Metal Frame Column Bases for 30" Standard Height or 42" Standing Height Tables

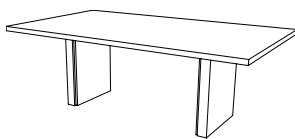
**What You Need – Bases**

|  |    |    |    |  |  |  |  |  |          |
|--|----|----|----|--|--|--|--|--|----------|
| 96-6030TBB   | 60 | 30 | 40 |  |  |  |  |  | V\$ 4110 |
| Tall Metal Frame Block Base for 42" High Meeting Tables - 2 Required |    |    |    |  |  |  |  |  |          |
| 96-6030BB  | 60 | 30 | 28 |  |  |  |  |  | V\$ 3745 |
| Metal Frame Block Base for 30" High Meeting Tables - 2 Required      |    |    |    |  |  |  |  |  |          |

For ordering options, see back of One10 identification card at the beginning of section.

For data options, see pages 121-126.

For data location options, see pages 128.

| Item   | Model No.  | W  | D  | H  | K | R | Ship Wt | Cubic Ft | List Price |
|--|------------|----|----|----|---|---|---------|----------|------------|
| SMALL CONFERENCE/<br>MEETING TABLE<br>RECTANGULAR BLOCK STYLE<br> | 96-4884RTV | 48 | 84 | 1½ | — | — | 158     | 9.3      | \$ 1234    |
|  | 96-4872RTV | 48 | 72 | 1½ | — | — | 135     | 8.1      | \$ 1176    |
|  | 96-4296RTV | 42 | 96 | 1½ | — | — | 158     | 9.1      | \$ 1176    |
|  | 96-4284RTV | 42 | 84 | 1½ | — | — | 138     | 8.1      | \$ 1126    |
|  | 96-4272RTV | 42 | 72 | 1½ | — | — | 119     | 7.1      | \$ 1075    |
|  | 96-3696RTV | 36 | 96 | 1½ | — | — | 135     | 8.1      | \$ 1130    |
|  | 96-3684RTV | 36 | 84 | 1½ | — | — | 119     | 7.1      | \$ 1086    |
|  | 96-3672RTV | 36 | 72 | 1½ | — | — | 102     | 6.2      | \$ 1059    |

**Description**

- One Piece Conference Top
- Requires Stretchers and One Set of Block Bases
- Power and Data Units Sold Separately

**What You Need – Bases & Stretchers**

|   |      |    |     |   |   |     |     |         |
|---|------|----|-----|---|---|-----|-----|---------|
| 96-2228BB<br>Standard Block Base - 2 Required | 22   | 5¼ | 28  | — | — | 45  | 1.9 | \$ 1451 |
| 96-0496STR<br>Pair of Stretcher for 96" Table | 54 ¾ | ¾  | 4 ⅝ | — | — | 9.2 | 0.5 | \$ 481  |
| 96-0484STR<br>Pair of Stretcher for 84" Table | 42 ¾ | ¾  | 4 ⅝ | — | — | 7.2 | 0.4 | \$ 429  |
| 96-0472STR<br>Pair of Stretcher for 72" Table | 30 ¾ | ¾  | 4 ⅝ | — | — | 5.2 | 0.3 | \$ 400  |

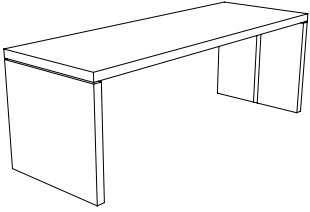
**Description**

- All Tables Require One Set of Standard Block Bases and Stretchers
- Bases are Constructed with Removable Interior Panel for Wire Management Installation
- Outer Panel can be Specified in Contrasting Textured Laminate
- Adjustable Glides Included

For ordering options, see back of One10 identification card at the beginning of section.

For data options, see pages 121-126.

For data location options, see page 127.

| Item  | Model No.   | W   | D  | H  | K | R | Ship Wt | Cubic Ft | List Price |
|---|-------------|-----|----|----|---|---|---------|----------|------------|
|  PARSONS TABLE | 96-36120TPT | 120 | 36 | 42 | — | — | 402     | 34.3     | \$ 7783    |
|   | 96-3696TPT  | 96  | 36 | 42 | — | — | 393.5   | 37.7     | \$ 7550    |
|   | 96-3672TPT  | 72  | 36 | 42 | — | — | 385.1   | 34.3     | \$ 6837    |
|   | 96-36120CPT | 120 | 36 | 36 | — | — | 380.8   | 33.6     | \$ 7371    |
|   | 96-3696CPT  | 96  | 36 | 36 | — | — | 372.3   | 30.1     | \$ 7154    |
|   | 96-3672CPT  | 72  | 36 | 36 | — | — | 363.9   | 26.8     | \$ 6424    |
|   | 96-36120PT  | 120 | 36 | 30 | — | — | 380.8   | 33.6     | \$ 7184    |
|   | 96-3696PT   | 96  | 36 | 30 | — | — | 372.3   | 30.1     | \$ 6976    |
|   | 96-3672PT   | 72  | 36 | 30 | — | — | 363.9   | 26.8     | \$ 6240    |

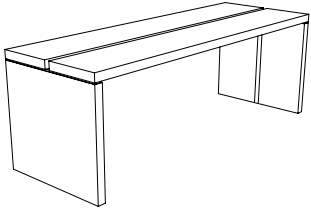
**Description**

- One Piece Parsons Table
- Aluminum Accents for Design Appeal
- Assembly Required

For ordering options, see back of One10 identification card at the beginning of section.

For data options, see pages 121-126.

For data location options, see page 127.

| Item  | Model No.    | W   | D  | H  | K | R     | Ship Wt | Cubic Ft | List Price |
|---|--------------|-----|----|----|---|-------|---------|----------|------------|
| SPLIT TOP<br>PARSONS TABLE<br> | 96-42120TPST | 120 | 42 | 42 | — | —     | 418.2   | 44.8     | \$ 9049    |
|   | 96-4296TPST  | 96  | 42 | 42 | — | —     | 406.9   | 41.4     | \$ 8844    |
|   | 96-4272TPST  | 72  | 42 | 42 | — | —     | 395.7   | 38       | \$ 8512    |
|   | 96-36120TPST | 120 | 36 | 42 | — | —     | 402     | 34.3     | \$ 8832    |
|   | 96-3696TPST  | 96  | 36 | 42 | — | —     | 393.5   | 37.7     | \$ 8587    |
|   | 96-3672TPST  | 72  | 36 | 42 | — | —     | 385.1   | 34.3     | \$ 8280    |
|   | 96-42120CPST | 120 | 42 | 36 | — | —     | 397     | 37.3     | \$ 8575    |
|   | 96-4296CPST  | 96  | 42 | 36 | — | —     | 385.7   | 33.9     | \$ 8357    |
|   | 96-4272CPST  | 72  | 42 | 36 | — | —     | 374.5   | 30.5     | \$ 8014    |
|   | 96-36120CPST | 120 | 36 | 36 | — | —     | 380.8   | 33.6     | \$ 8381    |
|   | 96-3696CPST  | 96  | 36 | 36 | — | —     | 372.3   | 30.1     | \$ 8164    |
|   | 96-3672CPST  | 72  | 36 | 36 | — | —     | 363.9   | 26.8     | \$ 7865    |
|   | 96-42120PST  | 120 | 42 | 30 | — | —     | 397     | 37.3     | \$ 8403    |
|   | 96-4296PST   | 96  | 42 | 30 | — | —     | 385.7   | 33.9     | \$ 8172    |
|   | 96-4272PST   | 72  | 42 | 30 | — | —     | 374.5   | 30.5     | \$ 7835    |
| 96-36120PST   | 120          | 36  | 30 | —  | — | 380.8 | 33.6    | \$ 8192  |            |
| 96-3696PST  | 96           | 36  | 30 | —  | — | 372.3 | 30.1    | \$ 7985  |            |
| 96-3672PST  | 72           | 36  | 30 | —  | — | 363.9 | 26.8    | \$ 7651  |            |


**Description**

- Split Top Parsons Table with Trough
- Accommodates Power and Data Units Sold Separately
- Aluminum Accents for Design Appeal
- Assembly Required

For ordering options, see back of One10 identification card at the beginning of section.

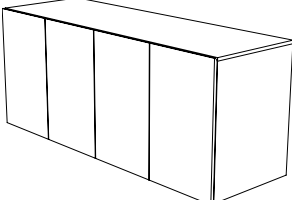
For data options, see pages 121-126.

For data location options, see page 127.

| Item   | Model No.                         | W  | D  | H  | K | R | Ship Wt | Cubic Ft | List Price |
|--|-----------------------------------|----|----|----|---|---|---------|----------|------------|
| <b>BUFFET</b><br> | 96-2460BF2<br>4 Doors / 3 Drawers | 60 | 24 | 36 | — | — | 275     | 34.2     | \$ 4080    |
|  | 96-2460BF1<br>4 Doors / 2 Drawers | 60 | 24 | 36 | — | — | 250     | 34.2     | \$ 3542    |
|  | 96-2430BF<br>2 Doors / 1 Drawer   | 30 | 24 | 36 | — | — | 150     | 17.6     | \$ 1865    |

**Description**

- Touch Latch Doors
- Storage Behind Doors with Adjustable Laminate Shelves
- Adjustable Glides
- Finished Back

|  |                     |    |    |    |   |   |     |      |         |
|--|---------------------|----|----|----|---|---|-----|------|---------|
| <b>CREDENZA</b><br> | 96-2472C<br>4 Doors | 72 | 24 | 30 | — | — | 290 | 28   | \$ 3183 |
|  | 96-2460C<br>4 Doors | 60 | 24 | 30 | — | — | 250 | 23.4 | \$ 2975 |
|  | 96-2448C<br>3 Doors | 48 | 24 | 30 | — | — | 210 | 19.5 | \$ 2187 |
|  | 96-2436C<br>2 Doors | 36 | 24 | 30 | — | — | 150 | 17.6 | \$ 1633 |

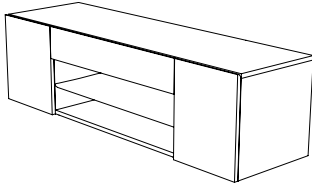
**Description**

- Storage Behind Doors with Adjustable Laminate Shelves
- Touch Latch Closure
- Adjustable Glides
- Finished Back

For ordering options, see back of One10 identification card at the beginning of section.

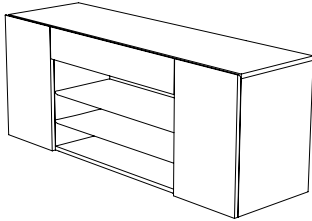


| Item              | Model No.   | W  | D  | H  | K | R | Ship Wt | Cubic Ft | List Price |
|-------------------|-------------|----|----|----|---|---|---------|----------|------------|
| LOW MEDIA CREENZA | 96-1872LOMC | 72 | 18 | 24 | — | — | 145     | 24       | \$ 2719    |
|                   | 96-1860LOMC | 60 | 18 | 24 | — | — | 125     | 19.5     | \$ 2544    |


**Description**

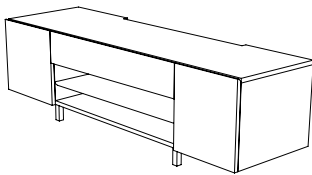
- Storage Behind 2 Doors with Adjustable Laminate Shelves
- Open Storage with Adjustable Metal Shelf in Middle Section Below Flip Down Door
- Finished Back is Recessed and Open 2" Below Worksurface for Wire Management
- Touch Latch Closure
- Adjustable Glides

|               |            |    |    |    |   |   |     |      |         |
|---------------|------------|----|----|----|---|---|-----|------|---------|
| MEDIA CREENZA | 96-1872OMC | 72 | 18 | 36 | — | — | 175 | 24   | \$ 2961 |
|               | 96-1860OMC | 60 | 18 | 36 | — | — | 155 | 19.5 | \$ 2733 |


**Description**

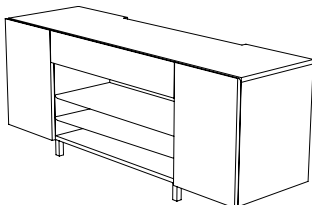
- Storage Behind 2 Doors with Adjustable Laminate Shelves
- Open Storage with Two Adjustable Metal Shelves in Middle Section Below Flip Down Door
- Finished Back is Recessed and Open 2" Below Worksurface for Wire Management
- Touch Latch Closure
- Adjustable Glides

|                          |             |    |    |    |   |   |     |      |         |
|--------------------------|-------------|----|----|----|---|---|-----|------|---------|
| LOW FOOTED MEDIA CREENZA | 96-1872LFMC | 72 | 18 | 24 | — | — | 145 | 24   | \$ 2533 |
|                          | 96-1860LFMC | 60 | 18 | 24 | — | — | 125 | 19.5 | \$ 2400 |


**Description**

- Storage Behind 2 Doors with Adjustable Laminate Shelves
- Open Storage with Adjustable Metal Shelf in Middle Section Below Flip Down Door
- Finished Back is Recessed and Open 2" Below Worksurface for Wire Management
- Top is Routed to Accommodate Wire Management or Monitor Stand
- Touch Latch Closure
- Doors are Hinged from the Inside of the Cabinet and Swing in to Accommodate the Meeting Table
- Aluminum Post Legs with Adjustable Glides

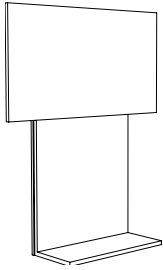
|                      |            |    |    |    |   |   |     |      |         |
|----------------------|------------|----|----|----|---|---|-----|------|---------|
| FOOTED MEDIA CREENZA | 96-1872FMC | 72 | 18 | 36 | — | — | 175 | 24   | \$ 2849 |
|                      | 96-1860FMC | 60 | 18 | 36 | — | — | 155 | 19.5 | \$ 2692 |


**Description**

- Storage Behind 2 Doors with Adjustable Laminate Shelves
- Open Storage with Two Adjustable Metal Shelves in Middle Section Below Flip Down Door
- Finished Back is Recessed and Open 2" Below Worksurface for Wire Management
- Top is Routed to Accommodate Wire Management or Monitor Stand
- Touch Latch Closure
- Doors are Hinged from the Inside of the Cabinet and Swing in to Accommodate the Meeting Table
- Aluminum Post Legs with Adjustable Glides

For ordering options, see back of One10 identification card at the beginning of section.

| Item                     | Model No.  | W   | D  | H   | K | R | Ship Wt | Cubic Ft | List Price |
|--------------------------|--|-----|----|-----|---|---|---------|----------|------------|
| FLAT PANEL MONITOR STAND | 96-3067FP  | 30½ | 14 | 67⅝ | — | — | 140.7   | 16.7     | \$ 1499    |
|                          | Coordinates with ≥60" Meeting Tables and Footed Media Credenzas 36" and 42" Tall     |     |    |     |   |   |         |          |            |
|                          | 96-3055FP  | 30½ | 14 | 55⅝ | — | — | 123.5   | 13.8     | \$ 1371    |
|                          | Coordinates with ≥60" Meeting, Conference Tables and Footed Media Credenzas 24" Tall |     |    |     |   |   |         |          |            |



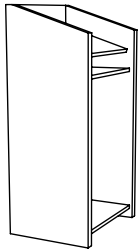
Shown with Monitor  
- Not included

**Description**

- Must be Used with a Coordinating Product
- Finished Back is Removable for Wire Management
- Grain Direction is Vertical
- Aluminum Metal Base
- Accommodates 200, 300, And 400 mm VESA Patterns
- Check the Monitor Manufacturer's Specifications for Compliance
- Mounting Hardware Not Included.
- Not Freestanding
- 01-WEPRESENT Screen Sharing Device Sold on Page 126

NOTE: Not Responsible for Monitors Improperly Installed or Any Attempt To Use A Freestanding Unit.

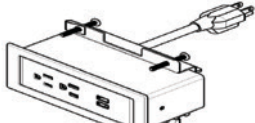
|         |           |    |    |    |   |   |     |      |         |
|---------|-----------|----|----|----|---|---|-----|------|---------|
| LECTERN | 96-2650LS | 24 | 19 | 49 | — | — | 130 | 21.9 | \$ 1285 |
|---------|-----------|----|----|----|---|---|-----|------|---------|


**Description**

- Top Shelf Angled for User Comfort
- Fixed Shelf Below
- Casters
- 01-DUO and 01-TRIO Power and Data Options Sold Separately on Page 122

For ordering options, see back of One10 identification card at the beginning of section.

For data options, see pages 121-126.

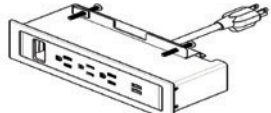
| Item  | Model No.              | W  | D  | H  | K | R | Ship Wt | Cubic Ft | List Price |
|---|------------------------|----|----|----|---|---|---------|----------|------------|
| DUO BEZEL<br>NEMA PLUG<br> | 01-DUOBEZELW<br>White  | 6½ | 2¼ | 3¼ | — | — |         |          | \$ 427     |
|   | 01-DUOBEZELB<br>Black  | 6½ | 2¼ | 3¼ | — | — |         |          | \$ 427     |
|   | 01-DUOBEZELS<br>Silver | 6½ | 2¼ | 3¼ | — | — |         |          | \$ 427     |

**Description**

- Sits On Top of the Worksurface
- 2 Power / 2 USB Power
- Independent USB Circuit Controllers Deliver up to 2.1 Amps to Each Post
- All Mounting Hardware Included
- FCC Part 15A and UL Approved for Horizontal and Vertical Applications
- 10' Cord

**Applications**

- Standard Conference Tables
- Single Column Meeting Tables
- Small Conference/Meeting Tables

|  |                         |   |    |   |   |   |  |  |        |
|--|-------------------------|---|----|---|---|---|--|--|--------|
| TRIO BEZEL<br>NEMA PLUG<br> | 01-TRIOBEZELW<br>White  | 9 | 2¼ | 3 | — | — |  |  | \$ 458 |
|  | 01-TRIOBEZELB<br>Black  | 9 | 2¼ | 3 | — | — |  |  | \$ 458 |
|  | 01-TRIOBEZELS<br>Silver | 9 | 2¼ | 3 | — | — |  |  | \$ 458 |


**Description**

- Sits On Top of the Worksurface
- 3 Power / 2 USB Power / 1 Open Data
- Independent USB Circuit Controllers Deliver up to 2.1 Amps to Each Post
- HDMI, VGA, or RJ45 Accessories Sold Separately
- All Mounting Hardware Included
- FCC Part 15A and UL Approved for Horizontal and Vertical Applications
- 10' Cord

**Applications**

- Standard Conference Tables
- Single Column Meeting Tables
- Small Conference/Meeting Tables

For data location options, see pages 127-128.

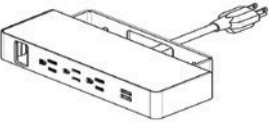
| Item   | Model No.         | W  | D | H  | K | R | Ship Wt | Cubic Ft | List Price |
|--|-------------------|----|---|----|---|---|---------|----------|------------|
| DUO NEMA PLUG<br> | 01-DUOW<br>White  | 5½ | 2 | 3¼ | — | — |         |          | \$ 450     |
|  | 01-DUOB<br>Black  | 5½ | 2 | 3¼ | — | — |         |          | \$ 450     |
|  | 01-DUOS<br>Silver | 5½ | 2 | 3¼ | — | — |         |          | \$ 450     |

**Description**

- Sits Between Worksurfaces or Below the Worksurface
- 2 Power / 2 USB Power
- Independent USB Circuit Controllers Deliver up to 2.1 Amps to Each Post
- All Mounting Hardware Included
- FCC Part 15A and UL Approved for Horizontal and Vertical Applications
- 10' Cord

**Applications**

- Block Conference Tables with Inlay
- Block Conference Tables with Center Channel
- Split Top Parsons Tables
- Small Conference/Meeting Tables

|   |                    |   |   |   |   |   |  |  |        |
|---|--------------------|---|---|---|---|---|--|--|--------|
| TRIO NEMA PLUG<br> | 01-TRIOW<br>White  | 8 | 2 | 3 | — | — |  |  | \$ 463 |
|   | 01-TRIOB<br>Black  | 8 | 2 | 3 | — | — |  |  | \$ 463 |
|   | 01-TRIOS<br>Silver | 8 | 2 | 3 | — | — |  |  | \$ 463 |

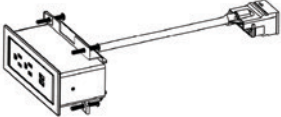
**Description**

- Sits Between Worksurfaces or Below the Worksurface
- 3 Power / 2 USB Power / 1 Open Data
- Independent USB Circuit Controllers Deliver up to 2.1 Amps to Each Post
- HDMI, VGA, or RJ45 Accessories Sold Separately
- All Mounting Hardware Included
- FCC Part 15A and UL Approved for Horizontal and Vertical Applications
- 10' Cord

**Applications**

- Block Conference Tables with Inlay
- Block Conference Tables with Center Channel
- Split Top Parsons Tables
- Small Conference/Meeting Tables

For data location options, see pages 127-128.

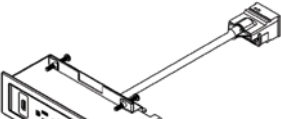
| Item   | Model No.               | W  | D  | H | K | R | Ship Wt | Cubic Ft | List Price |
|--|-------------------------|----|----|---|---|---|---------|----------|------------|
| DUO BEZEL<br>DAISY CHAIN PLUG<br> | 01-PDUOBEZELW<br>White  | 6½ | 2¼ | 3 | — | — |         |          | \$ 422     |
|  | 01-PDUOBEZELB<br>Black  | 6½ | 2¼ | 3 | — | — |         |          | \$ 422     |
|  | 01-PDUOBEZELS<br>Silver | 6½ | 2¼ | 3 | — | — |         |          | \$ 422     |

**Description**

- Sits On Top of the Worksurface
- 2 Power / 2 USB Power
- Independent USB Circuit Controllers Deliver up to 2.1 Amps to Each Post
- All Mounting Hardware Included
- FCC Part 15A and UL Approved for Horizontal and Vertical Applications
- Non Sequential System Allows Up To 8 Modules To Be Connected With Jumper Cord
- Requires Power Box
- 12" Cord

**Applications**

- Standard Conference Tables
- Single Column Meeting Tables
- Small Conference/Meeting Tables

|   |                          |   |    |   |   |   |  |  |        |
|---|--------------------------|---|----|---|---|---|--|--|--------|
| TRIO BEZEL<br>DAISY CHAIN PLUG<br> | 01-PTRIOBEZELW<br>White  | 9 | 2¼ | 3 | — | — |  |  | \$ 452 |
|   | 01-PTRIOBEZELB<br>Black  | 9 | 2¼ | 3 | — | — |  |  | \$ 452 |
|   | 01-PTRIOBEZELS<br>Silver | 9 | 2¼ | 3 | — | — |  |  | \$ 452 |

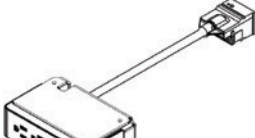
**Description**

- Sits On Top of the Worksurface
- 3 Power / 2 USB Power / 1 Open Data
- HDMI, VGA, or RJ45 Accessories Sold Separately
- All Mounting Hardware Included
- FCC Part 15A and UL Approved for Horizontal and Vertical Applications
- Non Sequential System Allows up to 8 Modules to be Connected with Jumper Cord
- Requires Power Box
- 12" Cord

**Applications**

- Standard Conference Tables
- Single Column Meeting Tables
- Small Conference/Meeting Tables

For data location options, see pages 127-128.

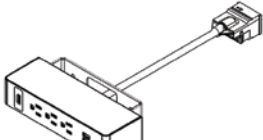
| Item  | Model No.          | W  | D | H | K | R | Ship Wt | Cubic Ft | List Price |
|---|--------------------|----|---|---|---|---|---------|----------|------------|
| DUO DAISY CHAIN PLUG<br> | 01-PDUOW<br>White  | 5½ | 2 | 3 | — | — |         |          | \$ 445     |
|   | 01-PDUOB<br>Black  | 5½ | 2 | 3 | — | — |         |          | \$ 445     |
|   | 01-PDUOS<br>Silver | 5½ | 2 | 3 | — | — |         |          | \$ 445     |

**Description**

- Sits Between Worksurfaces or Below the Worksurface
- 2 Power / 2 USB Power
- Independent USB Circuit Controllers Deliver up to 2.1 Amps to Each Post
- All Mounting Hardware Included
- FCC Part 15A and UL Approved for Horizontal and Vertical Applications
- Non Sequential System Allows up to 8 Modules to be Connected with Jumper Cord
- Requires Power Box
- 12" Cord

**Applications**

- Block Conference Tables with Inlay
- Block Conference Tables with Center Channel
- Split Top Parsons Tables
- Small Conference/Meeting Tables

|  |                     |   |   |   |   |   |  |  |        |
|--|---------------------|---|---|---|---|---|--|--|--------|
| TRIO DAISY CHAIN PLUG<br> | 01-PTRIOW<br>White  | 8 | 2 | 3 | — | — |  |  | \$ 458 |
|  | 01-PTRIOB<br>Black  | 8 | 2 | 3 | — | — |  |  | \$ 458 |
|  | 01-PTRIOS<br>Silver | 8 | 2 | 3 | — | — |  |  | \$ 458 |

**Description**

- Sits between worksurfaces or below the worksurface
- 3 power / 2 USB power / 1 Open Data
- Independent USB Circuit Controllers Deliver up to 2.1 Amps to Each Post
- HDMI, VGA, or RJ45 Accessories Sold Separately
- All Mounting Hardware Included
- FCC Part 15A and UL Approved for Horizontal and Vertical Applications
- Non Sequential System Allows up to 8 Modules to be Connected with Jumper Cord
- Requires Power Box
- 12" Cord

**Applications**

- Block Conference Tables with Inlay
- Block Conference Tables with Center Channel
- Split Top Parsons Tables
- Small Conference/Meeting Tables

For data location options, see pages 127-128.

| Item                            | Model No.  | W | D | H | K | R | Ship Wt | Cubic Ft | List Price |
|---------------------------------|------------|---|---|---|---|---|---------|----------|------------|
| TRIO VGA<br>DATA PORT ACCESSORY | 01-LCOMVGA | - | - | - | - | - | -       | -        | \$ 77      |



SIN 711-11

**Description**

- VGA Port for Trio Units

|                                  |             |   |   |   |   |   |   |   |        |
|----------------------------------|-------------|---|---|---|---|---|---|---|--------|
| TRIO HDMI<br>DATA PORT ACCESSORY | 01-LCOMHDMI | - | - | - | - | - | - | - | \$ 104 |
|----------------------------------|-------------|---|---|---|---|---|---|---|--------|


 Open  
 Market  
 Only

**Description**

- HDMI Port for Trio Units



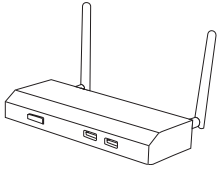
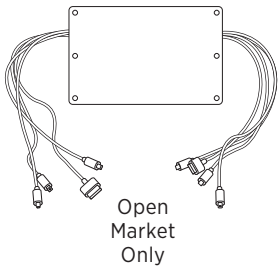
|                                  |             |   |   |   |   |   |   |   |       |
|----------------------------------|-------------|---|---|---|---|---|---|---|-------|
| TRIO RJ45<br>DATA PORT ACCESSORY | 01-LCOMRJ45 | - | - | - | - | - | - | - | \$ 49 |
|----------------------------------|-------------|---|---|---|---|---|---|---|-------|



SIN 711-11

**Description**

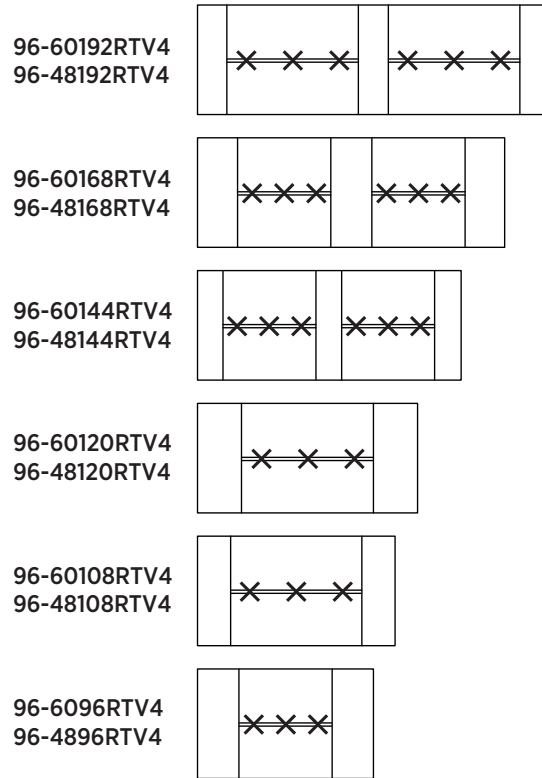
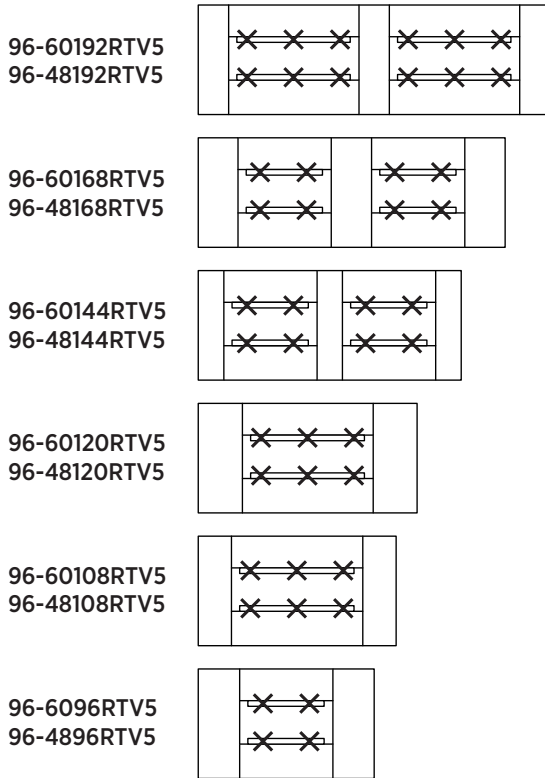
- RJ45 Port for Trio Units

| Item   | Model No.            | W | D | H | K | R | Ship Wt | Cubic Ft | List Price |
|--|----------------------|---|---|---|---|---|---------|----------|------------|
| DAISY CHAIN POWER BOX<br><br>SIN 711-11   | 01-PPOWER            |   |   |   | — | — |         |          | \$ 489     |
| <b>Description</b> <ul style="list-style-type: none"> <li>• Powers up to 8 Duo and Trio Daisy Chain Units</li> <li>• One Nema Plug and One Daisy Chain Plug</li> <li>• 12 Amp System Rating</li> <li>• 15 Amp Over-Current Protection</li> </ul>   |                      |   |   |   |   |   |         |          |            |
| DAISY CHAIN JUMPER CORD<br><br>SIN 711-11   | 01-6Jump<br>72" Long |   |   |   | — | — |         |          | \$ 190     |
|  | 01-5Jump<br>60" Long |   |   |   | — | — |         |          | \$ 179     |
|  | 01-4Jump<br>48" Long |   |   |   | — | — |         |          | \$ 152     |
|  | 01-2Jump<br>24" long |   |   |   | — | — |         |          | \$ 139     |
| <b>Description</b> <ul style="list-style-type: none"> <li>• Connects Duo and Trio Daisy Chain Units</li> <li>• Non Sequential System Allows up to 8 Modules to be Connected</li> </ul>   |                      |   |   |   |   |   |         |          |            |
| WIRELESS PRESENTATION SHARING DEVICE<br><br>SIN 711-11  | 01-WEPRESENT         |   |   |   | — | — |         |          | \$ 2334    |
| <b>Description</b> <ul style="list-style-type: none"> <li>• Wireless Presentation Device</li> <li>• Works well with Media Credenza and Monitor Stand</li> <li>• Compatible with Any Wireless Device</li> <li>• Allows 64 users to connect and participate in screen sharing - 4 at a time</li> <li>• Users must download WiFi-Doc for each device for free</li> </ul>  |                      |   |   |   |   |   |         |          |            |
| UNIVERSAL CHARGING DEVICE<br><br>Open Market Only   | 01-KWIKBOOST         |   |   |   | — | — |         |          | \$ 1142    |
| <b>Description</b> <ul style="list-style-type: none"> <li>• Eight Charging Connectors (3 Apple Lightning, 1 Apple 30-Pin, 4 Micro USB)</li> <li>• Works with nearly 100% of devices</li> <li>• Charging Cable length is 6½"</li> <li>• 2.4A per port; 19.2A total</li> <li>• Adaptive Fast Charging Technology Adjusts to Device Requirements</li> <li>• Cable Manager included</li> <li>• Works well in Block Conference Tables with Inlay</li> </ul> |                      |   |   |   |   |   |         |          |            |

For data location options, see pages 127-128.



|             |             |
|-------------|-------------|
| <b>RTV5</b> | <b>RTV4</b> |
|-------------|-------------|


**MODULES AVAILABLE FOR RTV5**

01-DUO in Silver, White, or Black  
 01-TRIO in Silver, White, or Black  
 01-KWIKBOOST

**MODULES AVAILABLE FOR RTV4**

01-DUO in Silver, White, or Black  
 01-TRIO in Silver, White, or Black

**LOCATIONS**

All troughs have pre-drilled peck-hole locations from the bottom side of the trough. Field install power and data modules by selecting any or all of the desired pre-marked locations and drill the hole through.

**RTV5**

**192" Tops:** 31", 52", and 73" off each end  
**168" Tops:** 37" and 58" off each end  
**144" Tops:** 29" and 50" off each end  
**120" Tops:** 39" and 60" off each end  
**108" Tops:** 33" and 54" off each end  
**96" Tops:** 37 ½" and 48" off each end

**RTV4**

**192" Tops:** 26 ½", 52", and 77 ½" off each end  
**168" Tops:** 32 ½", 47 ½", and 62 ½" off each end  
**144" Tops:** 24 ½", 39 ½", and 54 ½" off each end  
**120" Tops:** 34 ½" and 60" off each end  
**108" Tops:** 28 ½" and 54" off each end  
**96" Tops:** 33" and 48" off each end

**STANDARD CONFERENCE TABLES AND SMALL CONFERENCE/MEETING TABLES**

Power and data modules specified in the table surface at the time of the order will be routed for field installation. Modules to be mounted under the table surface may be placed anywhere during field installation.

**MODULES AVAILABLE IN TABLE SURFACE**

**01-DUOBEZEL** in Silver, White, or Black  
**01-TRIOBEZEL** in Silver, White, or Black  
**01-PDUOBEZEL** in Silver, White, or Black  
**01-PTRIOBEZEL** in Silver, White, or Black

**MODULES AVAILABLE UNDER TABLE SURFACE**

**01-DUO** in Silver, White, or Black  
**01-TRIO** in Silver, White, or Black  
**01-PDUO** in Silver, White, or Black  
**01-PTRIO** in Silver, White, or Black

Please Specify the Location:

**EL** 29" off one end  
**ELR** 29" off each end  
**OC** On center  
**OCELR** 29" off each end and on center

NOTE: OCELR location Not Available on tables 96" or less

**SPLIT TOP PARSONS TABLES**

Power and data modules specified at the time of the order will be routed for field installation.

**MODULES AVAILABLE**

**01-DUO** in Silver, White, or Black  
**01-TRIO** in Silver, White, or Black  
**01-PDUO** in Silver, White, or Black  
**01-PTRIO** in Silver, White, or Black

Please specify the quantity of Modules to Route based on table size:

**72" TOPS**

1 = On Center at 36"  
 2 = 24" off each end  
 3 = 18" off each end and on center

**96" TOPS**

1 = On Center at 48"  
 2 = 32" off each end  
 3 = 24" off each end and on center

**120" TOPS**

1 = On Center at 60"  
 2 = 40" off each end  
 3 = 30" off each end and on center

**SINGLE COLUMN MEETING TABLES**

Power and data modules specified at the time of order will be routed for field installation.

**Modules Available - all units will be routed on center**

**01-DUOBEZEL** in Silver, White, or Black  
**01-TRIOBEZEL** in Silver, White, or Black  
**01-PDUOBEZEL** in Silver, White, or Black  
**01-PTRIOBEZEL** in Silver, White, or Black





# Cameo<sup>TM</sup>

## Conference Collection

### How to Order

|       | QTY | MODEL NO.  | DESCRIPTION |    |
|-------|-----|------------|-------------|----|
| TOPS  | 1   | 91-48120AT | Finish      | HW |
|       |     |            | Top Surface | W  |
|       |     |            | Edge        | C2 |
| BASES | 3   | 01-0606QB  | Finish      | HW |
| DATA  | 2   | 1-INTP     | Location    | BB |



### Specifications

#### veneer

Veneers on exposed surfaces are select grade sliced American Black Walnut and are carefully selected and matched to assure proper balance and consistency.

#### tops

Wood veneer tops are 5-ply balanced construction and high pressure laminate tops are 3-ply balanced construction. Tops are 1 3/16" thick with solid hardwood rims. All buffets, credenzas, serving carts, video cabinets, and storage/wardrobe cabinets are shaped on user side only. Grain direction runs left to right unless otherwise noted.

#### chassis construction

Tops and end panels are securely fastened using high quality European fastening systems to assure maximum strength. All units are equipped with heavy-duty, adjustable glides to ensure proper leveling and compensation for uneven floors.

#### drawers

All drawer fronts are standard with elegant vertically matched walnut veneer faces. Drawers feature 5-sided construction with 3/4" 3-ply fronts, 7/16" thick hardwood sides and 5/32" hardboard bottoms. Units with 36" wide file drawers feature 1/4" thick drawer bottoms for maximum storage strength. Drawer interiors are sanded, sealed, and finished to provide for a smooth, quality feel and appearance.

#### drawer suspension

File drawers and box drawers feature high quality, black progressive full extension slides with precision steel ball bearings to ensure a smooth, quiet operation. All suspensions have a lifetime warranty.

#### filing hardware

All file drawers are standard with custom fitted filing systems designed to accommodate a variety of filing requirements. Storage cabinet file drawers provide legal filing front to back, and legal or letter filing side to side.

#### locking

All units with file drawers feature locking. Removable lock cylinders allow for units to be re-keyed at a later date if required. Units are shipped randomly keyed as standard.

#### finish

Cameo Conference features Ultra-Violet matte finish on all exposed surfaces by utilizing roll-coat UV technology. Our durable UVAdvantage® finish makes surfaces less likely to be damaged by abrasions, scratches, water, alcohol, stains, and common chemicals. Our UVAdvantage® finish magnifies the beauty of our wood finishes and reduces the darkening, aging, and yellowing process of wood furniture that naturally occurs over time. Once cured by UV lighting, our UVAdvantage® finish does not emit irritable toxins, formaldehyde, or solvents into the air creating a safe work environment within new furniture installations. This process has allowed us to achieve third party certification for Indoor Air Quality. Additionally our UVAdvantage® finish greatly reduces hazardous air pollutants which contribute to smog formation, and our UVAdvantage® finish is recaptured over and over again reducing waste materials. Automated production technology eliminates exposure to sprayed chemicals in our factories. High gloss UVAdvantage® finish available on request.




Timeless Design

---

# Finish Options

**WOOD VENEER (W) OR LAMINATE (P) TOPS – MUST SPECIFY**



Legacy Walnut  
LW



Harvest Walnut  
HW



Mahogany on Walnut  
**MW**



Presidential Walnut  
PW



Espresso Walnut  
EW



Artisan Walnut  
AW



Columbian Walnut  
CO




Traditional Mahogany  
TM

Available in High Pressure Laminate Tops. **(P)**

---

# Edge Options




Jefferson  
C2




Wilmington/Arlington  
R

---

# Pull Options



Jefferson  
JEF



Wilmington  
WLM



Arlington A  
ARA



Arlington B  
ARB



Liberty  
ALB

## COORDINATING PRODUCTS

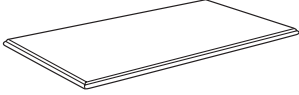
*Cameo Conference offers options to coordinate with Jefferson, Wilmington, and Arlington Casegoods and Cameo Reception.*

**INTERIOR DRAWER DIMENSIONS**

## CAMEO 9100 INTERIOR DRAWER DIMENSIONS

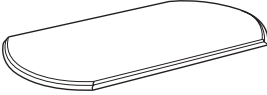
| Item                     | Drawers     | W   | L  | D  |
|--------------------------|-------------|---|--|--|
| 91-2472BFD<br>91-2436SV  | Box         | 14 <sup>17</sup> / <sub>32</sub>                                    | 19 <sup>1</sup> / <sub>4</sub>                                   | 3 <sup>21</sup> / <sub>32</sub>                                    |
| 91-2436BF<br>91-2472BF   | Box         | 32 <sup>9</sup> / <sub>16</sub>                                     | 19 <sup>1</sup> / <sub>4</sub>                                   | 3 <sup>21</sup> / <sub>32</sub>                                    |
| 91-2472SBF               | Box<br>Box  | 14 <sup>17</sup> / <sub>32</sub><br>32 <sup>9</sup> / <sub>16</sub> | 19 <sup>1</sup> / <sub>4</sub><br>19 <sup>1</sup> / <sub>4</sub> | 3 <sup>21</sup> / <sub>32</sub><br>3 <sup>21</sup> / <sub>32</sub> |
| 91-1872WBL<br>91-1872WBR | Box<br>File | 14 <sup>17</sup> / <sub>32</sub><br>14 <sup>7</sup> / <sub>8</sub>  | 19 <sup>1</sup> / <sub>4</sub><br>19 <sup>1</sup> / <sub>4</sub> | 3 <sup>21</sup> / <sub>32</sub><br>8 <sup>29</sup> / <sub>32</sub> |
| 91-1872WFL<br>91-1872WFR | File        | 14 <sup>7</sup> / <sub>8</sub>                                      | 19 <sup>1</sup> / <sub>4</sub>                                   | 8 <sup>29</sup> / <sub>32</sub>                                    |
| 91-3672VC1<br>91-3672SU1 | Box<br>File | 32 <sup>9</sup> / <sub>16</sub><br>32 <sup>9</sup> / <sub>16</sub>  | 19 <sup>1</sup> / <sub>4</sub><br>19 <sup>1</sup> / <sub>4</sub> | 3 <sup>21</sup> / <sub>32</sub><br>8 <sup>25</sup> / <sub>32</sub> |
| 91-3672VC2<br>91-3672SU2 | File        | 32 <sup>9</sup> / <sub>16</sub>                                     | 19 <sup>1</sup> / <sub>4</sub>                                   | 8 <sup>25</sup> / <sub>32</sub>                                    |
| 91-2436MB                | Box         | 32 <sup>9</sup> / <sub>16</sub>                                     | 19 <sup>1</sup> / <sub>4</sub>                                   | 3 <sup>21</sup> / <sub>32</sub>                                    |
| 91-2430MB                | Box         | 26 <sup>9</sup> / <sub>16</sub>                                     | 19 <sup>1</sup> / <sub>4</sub>                                   | 3 <sup>21</sup> / <sub>32</sub>                                    |
| 91-2424MB                | Box         | 20 <sup>9</sup> / <sub>16</sub>                                     | 19 <sup>1</sup> / <sub>4</sub>                                   | 3 <sup>21</sup> / <sub>32</sub>                                    |
| 91-2418MBL<br>91-2418MBR | Box         | 14 <sup>17</sup> / <sub>32</sub>                                    | 19 <sup>1</sup> / <sub>4</sub>                                   | 3 <sup>21</sup> / <sub>32</sub>                                    |

**CAMEO™ 9100 CONFERENCE SERIES**

| Item  | Model No.                     | W   | D  | H      | K | R | Ship Wt | Cubic Ft | List Price           |
|---|-------------------------------|-----|----|--------|---|---|---------|----------|----------------------|
|  RECTANGULAR CONFERENCE TOPS | 91-48192RT<br>16 Ft - 2 Piece | 192 | 48 | 1 3/16 | — | — | 375     | 15.5     | P\$ 4920<br>W\$ 6186 |
|   | 91-48168RT<br>14 Ft - 2 Piece | 168 | 48 | 1 3/16 | — | — | 325     | 13.6     | P\$ 4851<br>W\$ 5764 |
|   | 91-48144RT<br>12 Ft - 2 Piece | 144 | 48 | 1 3/16 | — | — | 275     | 12.3     | P\$ 4079<br>W\$ 4782 |
|   | 91-48120RT<br>10 Ft - 2 Piece | 120 | 48 | 1 3/16 | — | — | 225     | 10.3     | P\$ 3656<br>W\$ 4218 |
|   | 91-4296RT<br>8 Ft - 1 Piece   | 96  | 42 | 1 3/16 | — | — | 180     | 9.4      | P\$ 2743<br>W\$ 3163 |
|   | 91-3672RT<br>6 Ft - 1 Piece   | 72  | 36 | 1 3/16 | — | — | 100     | 6.2      | P\$ 1785<br>W\$ 2108 |

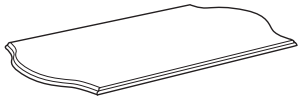
**Description**

- Grain Runs the Width of the Table
- Heavy Duty Ganging Mechanisms Connect 2 Piece Tops
- See Conference Bases for Number of Bases Required

|   |                               |     |    |        |   |   |     |      |                      |
|---|-------------------------------|-----|----|--------|---|---|-----|------|----------------------|
|  ARC - RECTANGULAR CONFERENCE TOPS | 91-48192AR<br>16 Ft - 2 Piece | 192 | 48 | 1 3/16 | — | — | 375 | 15.5 | P\$ 5203<br>W\$ 6468 |
|   | 91-48168AR<br>14 Ft - 2 Piece | 168 | 48 | 1 3/16 | — | — | 325 | 13.6 | P\$ 5133<br>W\$ 6046 |
|   | 91-48144AR<br>12 Ft - 2 Piece | 144 | 48 | 1 3/16 | — | — | 275 | 12.3 | P\$ 4359<br>W\$ 5061 |
|   | 91-48120AR<br>10 Ft - 2 Piece | 120 | 48 | 1 3/16 | — | — | 225 | 10.3 | P\$ 3937<br>W\$ 4499 |
|   | 91-4296AR<br>8 Ft - 1 Piece   | 96  | 42 | 1 3/16 | — | — | 180 | 9.4  | P\$ 3093<br>W\$ 3515 |
|   | 91-3672AR<br>6 Ft - 1 Piece   | 72  | 36 | 1 3/16 | — | — | 100 | 6.2  | P\$ 1970<br>W\$ 2292 |

**Description**

- Grain Runs the Width of the Table
- Heavy Duty Ganging Mechanisms Connect 2 Piece Tops
- See Conference Bases for Number of Bases Required

|  |                               |     |    |        |   |   |     |      |                      |
|--|-------------------------------|-----|----|--------|---|---|-----|------|----------------------|
|  WAVE - RECTANGULAR CONFERENCE TOPS | 91-48192WR<br>16 Ft - 2 Piece | 192 | 48 | 1 3/16 | — | — | 375 | 15.5 | P\$ 5203<br>W\$ 6468 |
|  | 91-48168WR<br>14 Ft - 2 Piece | 168 | 48 | 1 3/16 | — | — | 325 | 13.6 | P\$ 5133<br>W\$ 6046 |
|  | 91-48144WR<br>12 Ft - 2 Piece | 144 | 48 | 1 3/16 | — | — | 275 | 12.3 | P\$ 4359<br>W\$ 5061 |
|  | 91-48120WR<br>10 Ft - 2 Piece | 120 | 48 | 1 3/16 | — | — | 225 | 10.3 | P\$ 3937<br>W\$ 4499 |
|  | 91-4296WR<br>8 Ft - 1 Piece   | 96  | 42 | 1 3/16 | — | — | 180 | 9.4  | P\$ 3093<br>W\$ 3515 |
|  | 91-3672WR<br>6 Ft - 1 Piece   | 72  | 36 | 1 3/16 | — | — | 100 | 6.2  | P\$ 1970<br>W\$ 2292 |

**Description**


- Grain Runs the Width of the Table
- Heavy Duty Ganging Mechanisms Connect 2 Piece Tops
- See Conference Bases for Number of Bases Required

For ordering options including laminate availability, see back of Cameo identification card at the beginning of section.

For complete base descriptions, see page 136.


For data options, see pages 137-141.



| Item  | Model No.                     | W   | D  | H      | K | R | Ship Wt | Cubic Ft | List Price           |
|---|-------------------------------|-----|----|--------|---|---|---------|----------|----------------------|
|  RACETRACK CONFERENCE TOPS | 91-48192AT<br>16 Ft - 2 Piece | 192 | 48 | 1 3/16 | — | — | 375     | 15.5     | P\$ 6046<br>W\$ 7311 |
|   | 91-48168AT<br>14 Ft - 2 Piece | 168 | 48 | 1 3/16 | — | — | 325     | 13.6     | P\$ 5836<br>W\$ 6750 |
|   | 91-48144AT<br>12 Ft - 2 Piece | 144 | 48 | 1 3/16 | — | — | 275     | 12.3     | P\$ 4992<br>W\$ 5696 |
|   | 91-48120AT<br>10 Ft - 2 Piece | 120 | 48 | 1 3/16 | — | — | 225     | 10.3     | P\$ 4430<br>W\$ 4992 |
|   | 91-4296AT<br>8 Ft - 1 Piece   | 96  | 42 | 1 3/16 | — | — | 180     | 9.4      | P\$ 3374<br>W\$ 3796 |
|   | 91-3672AT<br>6 Ft - 1 Piece   | 72  | 36 | 1 3/16 | — | — | 100     | 6.2      | P\$ 2350<br>W\$ 2670 |

**Description**

- Grain Runs the Width of the Table
- Heavy Duty Ganging Mechanisms Connect 2 Piece Tops
- See Conference Bases for Number of Bases Required

| Item   | Model No.                     | W   | D  | H      | K | R | Ship Wt | Cubic Ft | List Price           |
|--|-------------------------------|-----|----|--------|---|---|---------|----------|----------------------|
|  BOAT-SHAPE CONFERENCE TOPS | 91-48192BT<br>16 Ft - 2 Piece | 192 | 48 | 1 3/16 | — | — | 375     | 15.5     | P\$ 6046<br>W\$ 7311 |
|  | 91-48168BT<br>14 Ft - 2 Piece | 168 | 48 | 1 3/16 | — | — | 325     | 13.6     | P\$ 5836<br>W\$ 6750 |
|  | 91-48144BT<br>12 Ft - 2 Piece | 144 | 48 | 1 3/16 | — | — | 275     | 12.3     | P\$ 4992<br>W\$ 5696 |
|  | 91-48120BT<br>10 Ft - 2 Piece | 120 | 48 | 1 3/16 | — | — | 225     | 10.3     | P\$ 4430<br>W\$ 4992 |
|  | 91-4296BT<br>8 Ft - 1 Piece   | 96  | 42 | 1 3/16 | — | — | 180     | 9.4      | P\$ 3374<br>W\$ 3796 |
|  | 91-3672BT<br>6 Ft - 1 Piece   | 72  | 36 | 1 3/16 | — | — | 100     | 6.2      | P\$ 2350<br>W\$ 2670 |

**Description**

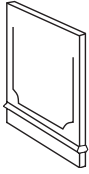
- Grain Runs the Width of the Table
- Heavy Duty Ganging Mechanisms Connect 2 Piece Tops
- See Conference Bases for Number of Bases Required

For ordering options including laminate availability, see back of Cameo identification card at the beginning of section.

For complete base descriptions, see page 136.

For data options, see pages 137-141.

| Item                         | Model No. | W  | D | H   | K | R | Ship Wt | Cubic Ft | List Price |
|------------------------------|-----------|----|---|-----|---|---|---------|----------|------------|
| TRADITIONAL RECTANGULAR BASE | 01-2028TB | 20 | 2 | 28½ | — | — | 32      | 2.3      | \$ 885     |

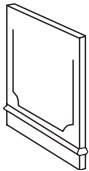

**Description**

- Veneer Panel Base
- For Tables 42" Wide or Less
- Stretchers are Included

|                                 | 72" | 96" | 120" | 144" | 168" | 192" |
|---------------------------------|-----|-----|------|------|------|------|
| <b>Number of Bases Required</b> | 2   | 2   | 3    | 3    | 3    | 5    |

NOTE: Molding is applied to one side of outer extreme bases. If 3 or more bases are required, center bases will not have molding on either side.

|                              |           |    |   |     |   |   |    |     |        |
|------------------------------|-----------|----|---|-----|---|---|----|-----|--------|
| TRADITIONAL RECTANGULAR BASE | 01-2428TB | 24 | 2 | 28½ | — | — | 38 | 2.7 | \$ 943 |
|------------------------------|-----------|----|---|-----|---|---|----|-----|--------|

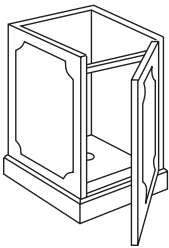

**Description**

- Veneer Panel Base
- For Tables 48" Wide
- See Top Model Number for Number of Bases Required
- Stretchers are included

|                                 | 72" | 96" | 120" | 144" | 168" | 192" |
|---------------------------------|-----|-----|------|------|------|------|
| <b>Number of Bases Required</b> | 2   | 2   | 3    | 3    | 3    | 5    |

NOTE: Molding is applied to one side of outer extreme bases. If 3 or more bases are required, center bases will not have molding on either side.

|                         |            |    |    |     |   |   |    |     |         |
|-------------------------|------------|----|----|-----|---|---|----|-----|---------|
| TRADITIONAL SQUARE BASE | 01-2020TSB | 20 | 20 | 28½ | — | — | 57 | 8.4 | \$ 1286 |
|-------------------------|------------|----|----|-----|---|---|----|-----|---------|


**Description**

- Panel Access Door
- Traditional Molding on All Sides
- 2" Wire Management Opening Above Door
- 60mm Wire Management Opening in Bottom
- See Top Model Number for Number of Bases Required

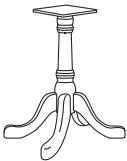
**Options: Specify & Add**

|       |                                 |  |  |  |  |  |  |  |       |
|-------|---------------------------------|--|--|--|--|--|--|--|-------|
| GCBIS | Optional Grommet - (1) Top Edge |  |  |  |  |  |  |  | \$ 48 |
|-------|---------------------------------|--|--|--|--|--|--|--|-------|

|                                 | 72" | 96" | 120" | 144" | 168" | 192" |
|---------------------------------|-----|-----|------|------|------|------|
| <b>Number of Bases Required</b> | 2   | 2   | 3    | 3    | 3    | 3    |

NOTE: Recommended on conference tables 72" or larger. If specified on smaller conference tables, a ballast must be ordered separately. Contact customer service for more information.

|                 |           |    |    |     |   |   |    |      |        |
|-----------------|-----------|----|----|-----|---|---|----|------|--------|
| QUEEN ANNE BASE | 01-0606QB | 22 | 22 | 28½ | — | — | 35 | 10.8 | \$ 879 |
|-----------------|-----------|----|----|-----|---|---|----|------|--------|


**Description**

- Queen Anne Base
- See Top Model Number for Number of Bases Required

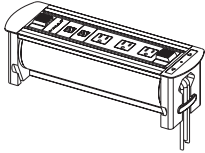
|                                 | 72" | 96" | 120" | 144" | 168" | 192" |
|---------------------------------|-----|-----|------|------|------|------|
| <b>Number of Bases Required</b> | 2   | 2   | 3    | 3    | 3    | 3    |

For ordering options, see back of Cameo identification card at the beginning of section.

For data options, see pages 137-141.

**CAMEO™ 9100 CONFERENCE SERIES**  
 Data/Power/Communication Accessories

| Item                                 | Model No.  | W   | D    | H   | K | R | Ship Wt | Cubic Ft | List Price |
|--------------------------------------|------------|-----|------|-----|---|---|---------|----------|------------|
| TRAINING TABLE<br>POWER & DATA VAULT | 01-TVAULTA | 4 ½ | 13 ¾ | 4 ⅙ | — | — | 10      | .3       | \$ 1030    |

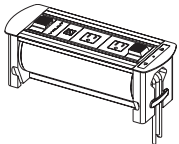


Open Market Only

**Description**

- Electric Drive Motor Rotates the Surface Technology 180° to the Proper Position
- Photo-Electronic Eye Prevents Rotation When Obstructed
- 2 Data Ports and 3 Power Outlets
- 6' Power Cord

|                                  |            |     |      |     |   |   |    |    |        |
|----------------------------------|------------|-----|------|-----|---|---|----|----|--------|
| HOTEL DESK POWER<br>& DATA VAULT | 01-HVAULTA | 4 ½ | 11 ¾ | 4 ⅙ | — | — | 10 | .3 | \$ 991 |
|----------------------------------|------------|-----|------|-----|---|---|----|----|--------|

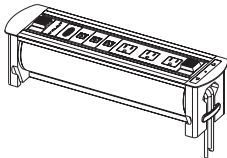


Open Market Only

**Description**

- Electric Drive Motor Rotates the Surface Technology 180° to the Proper Position
- Photo-Electronic Eye Prevents Rotation When Obstructed
- 1 Data Ports and 2 Power Outlets
- 6' Power Cord

|  |            |     |      |     |   |   |    |    |         |
|--|------------|-----|------|-----|---|---|----|----|---------|
| CONFERENCE TABLE<br>POWER & DATA VAULT | 01-CVAULTA | 4 ½ | 15 ⅞ | 4 ⅙ | — | — | 10 | .4 | \$ 1084 |
|--|------------|-----|------|-----|---|---|----|----|---------|



Open Market Only

**Description**

- Electric Drive Motor Rotates the Surface Technology 180° to the Proper Position
- Photo-Electronic Eye Prevents Rotation When Obstructed
- 3 Data Ports, 3 Power Outlets, and 1 VGA Port
- 6' Power Cord

|                     |                           |     |      |   |   |   |   |    |        |
|---------------------|---------------------------|-----|------|---|---|---|---|----|--------|
| REVEAL POWER & DATA | 01-ASSEMBLERA<br>Aluminum | 6 ⅝ | 13 ⅜ | 3 | — | — | 5 | .3 | \$ 612 |
|                     | 01-ASSEMBLERB<br>Black    | 6 ⅝ | 13 ⅜ | 3 | — | — | 5 | .3 | \$ 612 |

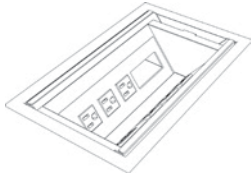

**Description**

- Mounts Under Worksurface on Sturdy Ball Bearing Track
- 1 Open Port, 1 USB, and 2 Power Outlets
- Includes Voice/Data Adapter Kit to Accept Couplers and Jacks When Required
- Does Not Require Cut Out in Worksurface
- UL Listed

For ordering options, see back of Cameo identification card at the beginning of section.

**CAMEO™ 9100 CONFERENCE SERIES**  
 Data/Power/Communication Accessories

| Item                    | Model No.              | W  | D | H       | K | R | Ship Wt | Cubic Ft | List Price |
|-------------------------|------------------------|----|---|---------|---|---|---------|----------|------------|
| OASIS MINI POWER & DATA | 01-OASISMA<br>Aluminum | 15 | 9 | 4 15/16 | — | — | 7       | .7       | \$ 2018    |
|                         | 01-OASISMB<br>Black    | 15 | 9 | 4 15/16 | — | — | 7       | .7       | \$ 2018    |


**Description**

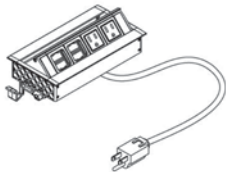
- 2 Data/1 Voice Telecom Plates Included
- Opening for 1 Additional Plate Sold Separately
- 4 Power Outlets
- Soft Touch Hinged Lid
- 9' Power Cord
- UL Listed
- Optional Telecom Plates, See Page 146

|                       |                          |   |       |       |   |   |   |    |        |
|-----------------------|--------------------------|---|-------|-------|---|---|---|----|--------|
| INTERACT POWER & DATA | 01-INTERACTA<br>Aluminum | 9 | 5 3/8 | 2 3/4 | — | — | 5 | .2 | \$ 414 |
|                       | 01-INTERACTB<br>Black    | 9 | 5 3/8 | 2 3/4 | — | — | 5 | .2 | \$ 414 |


**Description**

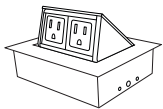
- 1 Data/1 Voice Telecom Plate Included
- 2 Power Outlets
- Convenience Plug on Bottom
- 6' Power Cord
- UL Listed and CSA Certified
- Optional Telecom Plates, See Page 146

|             |                        |   |   |   |   |   |   |    |        |
|-------------|------------------------|---|---|---|---|---|---|----|--------|
| DATA PORT 4 | 01-DPORT4A<br>Aluminum | 8 | 4 | — | — | — | 7 | .2 | \$ 690 |
|             | 01-DPORT4B<br>Black    | 8 | 4 | — | — | — | 7 | .2 | \$ 690 |


**Description**

- Retracts into Work Surface to Regain Productive Space
- One-Touch Access to Power and Data
- Two Power Outlets and Two Open Ports for Data
- Water-Proof Simplex (Outlets)
- Includes a Voice/Data Adapter Kit to Accept Couplers and Jacks When Required
- 6' Power Cord

|           |                         |        |       |   |   |   |   |    |        |
|-----------|-------------------------|--------|-------|---|---|---|---|----|--------|
| POWER 440 | 01-DATA440A<br>Aluminum | 5 5/16 | 4 3/8 | — | — | — | 5 | .2 | \$ 610 |
|           | 01-DATA440B<br>Black    | 5 5/16 | 4 3/8 | — | — | — | 5 | .2 | \$ 610 |


**Description**

- 2 Power Outlets
- Soft Touch Hinged Lid
- 6' Power Cord

For ordering options, see back of Cameo identification card at the beginning of section.

**CAMEO™ 9100 CONFERENCE SERIES**  
 Data/Power/Communication Accessories

| Item                      | Model No.         | W | D | H | K | R | Ship Wt | Cubic Ft | List Price |
|---------------------------|-------------------|---|---|---|---|---|---------|----------|------------|
| FACTORY INSTALLED GROMMET | 01-GRMTB<br>Black | — | — | — | — | — | 1       | .1       | \$ 48      |


**Description**

- 60mm Black Round Grommet with Cover

|                               |                     |   |   |   |   |   |   |    |       |
|-------------------------------|---------------------|---|---|---|---|---|---|----|-------|
| FIELD INSTALLED GROMMET COVER | 01-GRMTSL<br>Silver | — | — | — | — | — | 1 | .1 | \$ 23 |
|-------------------------------|---------------------|---|---|---|---|---|---|----|-------|

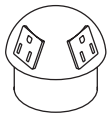


Open  
Market  
Only

**Description**

- 60mm Round Grommet Cover

|                        |                    |                 |                 |   |   |   |   |    |        |
|------------------------|--------------------|-----------------|-----------------|---|---|---|---|----|--------|
| SPHERICAL POWER CENTER | 01-PDCSS<br>Silver | 3 $\frac{3}{8}$ | 3 $\frac{3}{8}$ | 3 | — | — | 2 | .1 | \$ 390 |
|                        | 01-PDCSB<br>Black  | 3 $\frac{3}{8}$ | 3 $\frac{3}{8}$ | 3 | — | — | 2 | .1 | \$ 390 |


**Description**

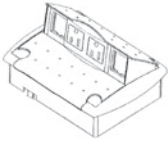
- Two 15 Amp Simplexes
- Two Voice/Data Ports
- Six Foot Cord
- UL Listed & CSA Certified

NOTE: To order voice/data modules for your specific requirements, contact the local computer or telecommunications installation service in your area.

For ordering options, see back of Cameo identification card at the beginning of section.

**CAMEO™ 9100 CONFERENCE SERIES**  
 Data/Power/Communication Accessories

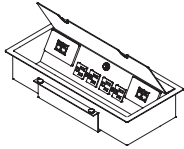
| Item                     | Model No. | W  | D | H  | K | R | Ship Wt | Cubic Ft | List Price |
|--------------------------|-----------|----|---|----|---|---|---------|----------|------------|
| WORKSURFACE POWER CENTER | 01-INTP   | 5¼ | 7 | 1¾ | — | — | 2       | .2       | \$ 491     |


**Description**

- Two 15 Amp Duplex Outlets
- Two Voice/Data Ports
- Six Foot Cord
- Silver
- UL Listed

NOTE: To order voice/data modules for your specific requirements contact the local computer or telecommunications installation service in your area.

|                          |                         |     |    |    |   |   |    |    |         |
|--------------------------|-------------------------|-----|----|----|---|---|----|----|---------|
| WORKSURFACE POWER CENTER | 01-INTRFC1A<br>Aluminum | 14¼ | 6⅞ | 2⅞ | — | — | 11 | .3 | \$ 1306 |
|                          | 01-INTRFC1B<br>Black    | 14¼ | 6⅞ | 2⅞ | — | — | 11 | .3 | \$ 1306 |


**Description**

- Four Power Receptacles in Two 15 Amp Duplexes
- One 15 Amp Circuit Breaker
- One Voice Port
- Three Data Ports
- Six Foot Cord
- UL Listed/CSA Certified
- Optional Telecom Plates, See Page 146

NOTE: To order voice/data modules for your specific requirements contact the local computer or telecommunications installation service in your area.

For ordering options, see back of Cameo identification card at the beginning of section.

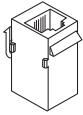
**CAMEO™ 9100 CONFERENCE SERIES**  
 Data/Power/Communication Accessories

| Item     | Model No.  | W | D | H | K | R | Ship Wt | Cubic Ft | List Price |
|----------|------------|---|---|---|---|---|---------|----------|------------|
| USB PORT | 01-USBPORT | - | - | - | - | - | -       | -        | \$ 102     |


**Description**

- Increases Transfer Speed Up to 5 gbs/sec
- Simultaneous Read/Write Capability
- Idle Device Power Saving State
- 6' Cord
- Compatible with 01-DPORT4, 1-INTP, 1-PDCS, and 01-ASSEMBLER

|               |           |   |   |   |   |   |   |   |       |
|---------------|-----------|---|---|---|---|---|---|---|-------|
| VOICE COUPLER | 01-VOICE1 | - | - | - | - | - | - | - | \$ 46 |
|---------------|-----------|---|---|---|---|---|---|---|-------|


**Description**

- 6-Pin Modular Plug
- Molded Black
- Cord Not Included
- Compatible with 01-DPORT4, 1-INTP, 1-PDCS, and 01-ASSEMBLER


|           |            |   |   |   |   |   |   |   |        |
|-----------|------------|---|---|---|---|---|---|---|--------|
| DATA PORT | 01-RJ4DATA | - | - | - | - | - | - | - | \$ 105 |
|-----------|------------|---|---|---|---|---|---|---|--------|


**Description**

- 8-Pin Modular Plug
- Cat 5 Ethernet Cable
- Pre-terminated Cable
- 9' Cord
- Compatible with 01-DPORT4, 1-INTP, 1-PDCS, and 01-ASSEMBLER


For ordering options, see back of Cameo identification card at the beginning of section.

| Item   | Model No. | W  | D  | H  | K | R | Ship Wt | Cubic Ft | List Price             |
|--------|-----------|----|----|----|---|---|---------|----------|------------------------|
| BUFFET | 91-2436BF | 36 | 24 | 36 | — | — | 189     | 21.7     | P \$ 2658<br>W \$ 2706 |


**Description**


- Top Shaped Front Side Only
- One Drawer
- Storage Behind Two Doors
- One Adjustable Shelf
- Finished Back

|        |           |    |    |    |   |   |     |      |                        |
|--------|-----------|----|----|----|---|---|-----|------|------------------------|
| BUFFET | 91-2472BF | 72 | 24 | 36 | — | — | 342 | 45.6 | P \$ 5049<br>W \$ 5133 |
|--------|-----------|----|----|----|---|---|-----|------|------------------------|


**Description**


- Top Shaped Front Side Only
- Two Drawers
- Storage Behind Four Doors
- Two Adjustable Shelves
- Finished Back

|        |            |    |    |    |   |   |     |      |                        |
|--------|------------|----|----|----|---|---|-----|------|------------------------|
| BUFFET | 91-2472BFD | 72 | 24 | 36 | — | — | 337 | 45.6 | P \$ 5822<br>W \$ 5907 |
|--------|------------|----|----|----|---|---|-----|------|------------------------|


**Description**

- Top Shaped Front Side Only
- Open Storage with Adjustable Shelf
- Two Drawers
- Storage Behind Four Doors
- One Adjustable Shelf On Left & Right
- Finished Back

|        |            |    |    |    |   |   |     |      |                        |
|--------|------------|----|----|----|---|---|-----|------|------------------------|
| BUFFET | 91-2472SBF | 72 | 24 | 36 | — | — | 362 | 45.6 | P \$ 5822<br>W \$ 5907 |
|--------|------------|----|----|----|---|---|-----|------|------------------------|



**Description**

- Top Shaped Front Side Only
- Three Drawers
- Storage Behind Four Doors
- Three Adjustable Shelves
- Center Section is Stepped Back
- Finished Back

For ordering options, see back of Cameo identification card at the beginning of section.




| Item                | Model No. | W  | D  | H  | K | R | Ship Wt | Cubic Ft | List Price             |
|---------------------|-----------|----|----|----|---|---|---------|----------|------------------------|
| CONFERENCE CREDENZA | 91-2436CC | 36 | 24 | 30 | — | — | 150     | 17.6     | P \$ 2059<br>W \$ 2108 |


**Description**

- Top Shaped Front Side Only
- Two Doors
- Adjustable Shelf Behind Doors
- Finished Back

|                     |           |    |    |    |   |   |     |      |                        |
|---------------------|-----------|----|----|----|---|---|-----|------|------------------------|
| CONFERENCE CREDENZA | 91-2472CC | 72 | 24 | 30 | — | — | 290 | 34.2 | P \$ 4171<br>W \$ 4256 |
|---------------------|-----------|----|----|----|---|---|-----|------|------------------------|


**Description**

- Top Shaped Front Side Only
- Four Doors
- Two Adjustable Shelves
- Finished Back

|                     |           |    |    |    |   |   |     |      |                        |
|---------------------|-----------|----|----|----|---|---|-----|------|------------------------|
| MOBILE SERVING CART | 91-2436SV | 36 | 24 | 36 | — | — | 149 | 24.0 | P \$ 3186<br>W \$ 3236 |
|---------------------|-----------|----|----|----|---|---|-----|------|------------------------|


**Description**

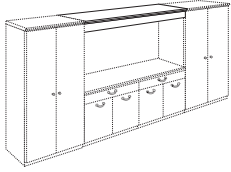
- Top Shaped On Front Side Only
- Two Box Drawers
- Open Storage
- Storage Behind Two Doors
- Locking Casters

**Options: Specify & Add**

|        |                                |       |
|--------|--------------------------------|-------|
| 1-GRMT | Optional Grommet in Back Panel | \$ 48 |
|--------|--------------------------------|-------|

For ordering options, see back of Cameo identification card at the beginning of section.

| Item       | Model No. | W  | D  | H      | K | R | Ship Wt | Cubic Ft | List Price |
|------------|-----------|----|----|--------|---|---|---------|----------|------------|
| VISOR RAIL | 91-2472VR | 72 | 24 | 5 3/16 | — | — | 100     | 8.9      | \$ 879     |



**Description**

- Overhead Rail Creates Wall Unit
- For Use with 72" High Cabinets

**Options: Specify & Add**

|         |  |    |     |
|---------|--|----|-----|
| 1-PS    | Optional Projection Screen<br><i>Requires Field Installation</i> | \$ | 667 |
| TL-0848 | Optional Task Light<br><i>Requires Field Installation</i>        | \$ | 288 |

|              |           |    |   |    |   |   |     |      |         |
|--------------|-----------|----|---|----|---|---|-----|------|---------|
| VISUAL BOARD | 91-4848VB | 48 | 5 | 48 | — | — | 150 | 11.0 | \$ 3656 |
|--------------|-----------|----|---|----|---|---|-----|------|---------|


**Description**

- Must Specify Brass or Aluminum Knob
- Decorative Pencil Molding
- Tackboard on Each Door with Black Fabric Standard Unless Specified
- Price Valid for Grades 1, 2, or 3
- Display Rail with Adjustable Hooks for Flipchart
- Flipchart
- Magnetic Porcelain Non-Glare Writing Surface
- Set of Four Dry Erase Markers and Eraser

**Options: Specify & Add**

|           | Grade 4                                      | Grade 5 | Grade 6 | Grade 7 | Grade 8 | Grade 9 | Grade 10 |     |
|-----------|--|---------|---------|---------|---------|---------|----------|-----|
| Tackboard | \$ 181                                       | 263     | 354     | 473     | 601     | 753     | 926      |     |
| 1-PS      | Optional Factory Installed Projection Screen |         |         |         |         |         | \$       | 667 |

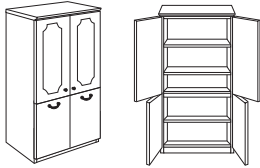
|               |           |    |    |    |   |   |     |      |         |
|---------------|-----------|----|----|----|---|---|-----|------|---------|
| LECTERN STAND | 91-2650LS | 26 | 24 | 50 | — | — | 130 | 21.9 | \$ 2534 |
|---------------|-----------|----|----|----|---|---|-----|------|---------|


**Description**

- Wood Top Only
- Fixed Reading Shelf
- Adjustable Pullout Shelf
- Two Adjustable Storage Shelves
- Locking Casters

For ordering options, see back of Cameo identification card at the beginning of section.

| Item                            | Model No.  | W  | D  | H  | K | R | Ship Wt | Cubic Ft | List Price |
|---------------------------------|------------|----|----|----|---|---|---------|----------|------------|
| STORAGE CABINET<br>DOUBLE DOORS | 91-3672SUD | 36 | 24 | 72 | — | — | 285     | 42.0     | \$ 4278    |


**Description**

- Decorative Pencil Molding on Upper Doors
- Top Section has Two Adjustable Shelves
- Bottom Section has One Adjustable Shelf
- Finished Back

| WARDROBE/STORAGE CABINET | Hinged Left | Hinged Right | W  | D  | H  | K | R | Ship Wt | Cubic Ft | List Price |
|--------------------------|-------------|--------------|----|----|----|---|---|---------|----------|------------|
|                          | 91-1872WL   | 91-1872WR    |    |    |    |   |   |         |          |            |
|                          | 91-1872WL   | 91-1872WR    | 18 | 24 | 72 | — | — | 155     | 22.0     | \$ 3408    |


**Description**

- Hinged Wood Door
- Fixed Top Shelf
- Coat Rod Under Fixed Shelf
- Three Adjustable Wood Shelves
- Adjustable Shelves can be Removed for Wardrobe Application

For ordering options, see back of Cameo identification card at the beginning of section.

Compatible with 01-OASISMA, 01-OASISMB, 01-INTERACTA, 01-INTERACTB, 01-INTRFCIA, and 01-INTRFCIB.

| <b>Model No.</b> | <b>Description</b>   | <b>List Price</b> |
|------------------|--|-------------------|
| 01-ABL           | Telecom Plate, Blank Plate   | \$ 26             |
| 01-ABL737373     | Telecom Plate, (3) RJ45 Cat 5e   | \$ 233            |
| 01-ABLAB         | Telecom Plate, (1) RJ45 Cat 6, (1) RJ11 Cat 3 Phone  | \$ 129            |
| 01-ABLAB102      | Telecom Plate, (1) RJ45 Cat 6, (1) RJ11 Cat 3, (1) USB W/72" Patch Cord                              | \$ 203            |
| 01-ABLABB        | Telecom Plate, (2) RJ45 Cat 6, (1) RJ11 Cat 3 Phone  | \$ 203            |
| 01-ABLB          | Telecom Plate, (1) RJ45 Cat 6  | \$ 95             |
| 01-ABLBB         | Telecom Plate, (2) RJ45 Cat 6  | \$ 164            |
| 01-ABLBBB        | Telecom Plate, (3) RJ45 Cat 6  | \$ 233            |
| 01-ABLBBBB       | Telecom Plate, (4) RJ45 Cat 6  | \$ 301            |
| 01-ABLBBC51      | Telecom Plate, (2) RJ45 Cat 6, (1) 15 Pin HD VGA w/72" Patch Cord                                    | \$ 282            |
| 01-ABLBC51L      | Telecom Plate, (1) RJ45 Cat 6, (1) Mini Stereo Inline, (1) 15 Pin HD VGA w/72" Patch Cord            | \$ 258            |
| 01-ABLC3811      | Telecom Plate, (1) RJ45 Cat 6 Data Inline, (1) RJ11 Cat 3 Phone Inline                               | \$ 125            |
| 01-ABLC45        | Telecom Plate, (1) HDMI w/36" Patch Cord   | \$ 187            |
| 01-ABLC45C51L    | Telecom Plate, (1) Mini Stereo Inline, (1) HDMI w/36" Patch Cord, (1) 15 Pin HD VGA w/72" Patch Cord | \$ 352            |
| 01-ABLC51L       | Telecom Plate, (1) 15 Pin HD VGA & (1) Mini Stereo Inline Jack                                       | \$ 189            |
| 01-ABLCRDM       | Telecom Plate, (3) Cord Bushings   | \$ 61             |





# Aura<sup>TM</sup>

## Reception Collection

### How to Order

| MODEL NO.  | DESCRIPTION            |
|------------|------------------------|
| 62-3672RSS | Finish JW              |
|            | Solid Surface Color PE |
|            | Edge S1                |

All options must be labeled and specified.



### Specifications



#### VENEER

Exposed surfaces feature select grade sliced hardwood veneers in Cherry, Maple, American Black Walnut, or composite veneers of Walnut and Wenge. Veneers are carefully selected and matched to assure proper balance and consistency.

#### TOPS

Work surface tops are 3-ply balanced construction and 1½" thick with a self-edge. Transaction tops 1½" thick and 5-ply balanced construction in veneer or 3-ply balanced construction in laminate. Transaction tops in Cherry, Maple, and American Black Walnut have solid hardwood rims and are profiled on all sides with mitered corners. Transaction tops in Composite Walnut and Composite Wenge are edge-banded and have a self-edge on all sides. Grain runs left to right unless otherwise stated. Optional accent tops of ¾" glass with 2" silver standoffs are available. Transaction tops in solid surface materials are 1½" thick and available in 6 standard colors.

#### CHASSIS CONSTRUCTION

Tops and end panels are securely fastened using high quality European fastening systems to assure maximum strength. All units are equipped with heavy-duty, adjustable leveling glides to ensure proper leveling and compensation for uneven floors. All units have finished backs unless noted. All pedestals have wire management access from pedestal to kneespace.

#### DRAWERS

All drawer fronts are standard with elegant veneer faces. Fronts are 3-ply construction ¾" thick and vertically matched in sets. Drawer interiors are constructed with wood grain vinyl wrapped sides, ½" thick. Box and file drawers have ¾" thick hardboard bottoms. Lateral file drawers feature ¼" thick bottoms for storage applications. 5-Sided drawer construction allows for easy removal of drawer fronts.

#### DRAWER SUSPENSIONS

All drawers feature full extension, progressive action slides with precision steel ball bearings. Box and file drawers are tested for 100 lb capacity. Lateral files are tested for 150 lb capacity. All suspensions have a limited life-time warranty.

#### FILING HARDWARE

All file drawers are standard with filing systems designed to accommodate a variety of filing requirements. Modular component pedestals provide letter filing front to back and legal filing side to side. Lateral file drawers provide legal or letter filing front to back or side to side.

#### LOCKING


All units with file drawers feature locking. All pedestals come with standard or optional locking. Locks are black or silver to match the pull selected. Removable lock cylinders allow units to be re-keyed at a later date if required. Units are shipped randomly keyed as standard. Lock cores match pull color.

#### FINISH


Aura Reception features Ultra-Violet matte finish on all exposed surfaces by utilizing roll-coat UV technology. Our durable UVAdvantage® finish makes surfaces less likely to be damaged by abrasions, scratches, water, alcohol, stains, and common chemicals. Our UVAdvantage® finish magnifies the beauty of our wood finishes and reduces the darkening, aging, and yellowing process of wood furniture that naturally occurs over time. Once cured by UV lighting, our UVAdvantage® finish does not emit irritable toxins, formaldehyde, or solvents into the air creating a safe work environment within new furniture installations. This process has allowed us to achieve third party certification for Indoor Air Quality. Additionally our UVAdvantage® finish greatly reduces hazardous air pollutants which contribute to smog formation, and our UVAdvantage® finish is recaptured over and over again reducing waste materials. Automated production technology eliminates exposure to sprayed chemicals in our factories. High gloss UVAdvantage® finish available on request.

# Finish Options

## WOOD VENEER (W) OR LAMINATE (P) TOPS – MUST SPECIFY




## COMPOSITE VENEER (CV)



*Note: Composite veneers are only available with the square (Y) profile.*

Available in High Pressure Laminate Tops. (P)

# Solid Surface Options (S)

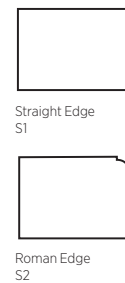


# Edge Options

## WOOD



## SOLID SURFACE EDGES



# Pull Options



## COORDINATING PRODUCTS

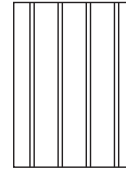
*Aura Reception offers options to coordinate with Madera, Gesso, Encompass, and Revolutions Casegoods and Aura Conference.*




**INTERIOR DRAWER DIMENSIONS**

## AURA 6200 INTERIOR DRAWER DIMENSIONS

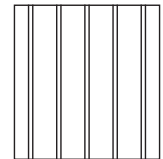
| Item       | Drawers  | W                                | L                               | D                             |
|------------|----------|----------------------------------|---------------------------------|-------------------------------|
| 62-2418PD1 | Box      | 14 <sup>9</sup> / <sub>32</sub>  | 15 <sup>1</sup> / <sub>8</sub>  | 3 <sup>1</sup> / <sub>2</sub> |
|            | File     | 14 <sup>9</sup> / <sub>32</sub>  | 15 <sup>1</sup> / <sub>8</sub>  | 9 <sup>1</sup> / <sub>4</sub> |
| 62-2418PD2 | File     | 14 <sup>9</sup> / <sub>32</sub>  | 15 <sup>1</sup> / <sub>8</sub>  | 9 <sup>1</sup> / <sub>4</sub> |
| 62-2436LF1 | Lat File | 32 <sup>9</sup> / <sub>32</sub>  | 15 <sup>1</sup> / <sub>16</sub> | 9 <sup>1</sup> / <sub>4</sub> |
| 62-2430LF1 | Lat File | 26 <sup>9</sup> / <sub>32</sub>  | 15 <sup>1</sup> / <sub>16</sub> | 9 <sup>1</sup> / <sub>4</sub> |
| 62-2436MF1 | Box      | 14 <sup>9</sup> / <sub>32</sub>  | 15 <sup>1</sup> / <sub>8</sub>  | 3 <sup>1</sup> / <sub>2</sub> |
|            | File     | 14 <sup>9</sup> / <sub>32</sub>  | 15 <sup>1</sup> / <sub>8</sub>  | 9 <sup>1</sup> / <sub>4</sub> |
|            | Lat File | 32 <sup>9</sup> / <sub>32</sub>  | 15 <sup>1</sup> / <sub>16</sub> | 9 <sup>1</sup> / <sub>4</sub> |
| 62-2430MF1 | Box      | 11 <sup>23</sup> / <sub>32</sub> | 16 <sup>3</sup> / <sub>16</sub> | 3 <sup>1</sup> / <sub>2</sub> |
|            | File     | 11 <sup>23</sup> / <sub>32</sub> | 16 <sup>3</sup> / <sub>16</sub> | 9 <sup>1</sup> / <sub>4</sub> |
|            | Lat File | 26 <sup>9</sup> / <sub>32</sub>  | 15 <sup>1</sup> / <sub>16</sub> | 9 <sup>1</sup> / <sub>4</sub> |
| 62-1622CD  | Center   | 19                               | 15                              | 1 <sup>1</sup> / <sub>8</sub> |

**FILING CAPABILITIES**
 $11 \frac{23}{32} \times 16 \frac{3}{16}$ 


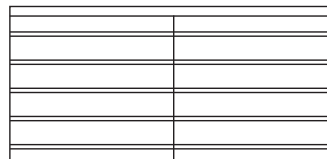
Letter or Legal Side to Side

 $14 \frac{9}{32} \times 15 \frac{1}{8}$ 


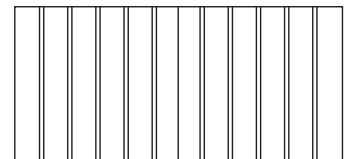
Letter Front to Back



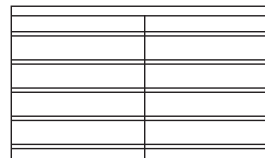
Legal Side to Side

 $32 \frac{9}{32} \times 15 \frac{1}{16}$ 


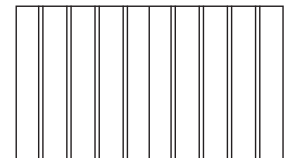
2 Rows Letter Front to Back



1 Row Legal Side to Side

 $26 \frac{9}{32} \times 15 \frac{1}{16}$ 


2 Rows Letter Front to Back



1 Row Legal Side to Side

**GROMMET LOCATIONS**

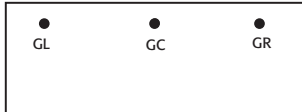
Add upcharge of \$48 list for each grommet.

Specify grommet locations.

- GL - Grommet Left
- GC - Grommet Center
- GR - Grommet Right

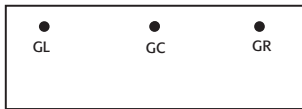
**Example:** 62-3672RS-GL (Grommet Left)

Grommets may be ordered in non-standard locations.  
 Please attach a drawing to the purchase order showing the location of the grommet.



- 62-3696RSS/RS
- 62-3690RSS/RS
- 62-3684RSS/RS
- 62-3678RSS/RS
- 62-3672RSS/RS
- 62-3666RSS/RS
- 62-3660RSS/RS

GL/GR - 6" from ends, 32 <sup>3</sup>/<sub>8</sub>" from user side.  
 GC - 32 <sup>3</sup>/<sub>8</sub>" from user side.




- 62-3096RSS/RS
- 62-3090RSS/RS
- 62-3084RSS/RS
- 62-3078RSS/RS
- 62-3072RSS/RS
- 62-3066RSS/RS
- 62-3060RSS/RS

GL/GR - 6" from ends, 26 <sup>3</sup>/<sub>8</sub>" from user side.  
 GC - 26 <sup>3</sup>/<sub>8</sub>" from user side.



- 62-2560RSLF/RSRF
- 62-2554RSLF/RSRF
- 62-2548RSLF/RSRF
- 62-2442RSLF/RSRF
- 62-2436RSLF/RSRF

GL/GR - 6" from ends, 20" from user side.  
 GC - 20" from user side.

| Item  | Model No.  | W  | D  | H  | K      | R | Ship Wt | Cubic Ft | List Price             |
|---|------------|----|----|----|--------|---|---------|----------|------------------------|
| RECEPTION STATION DESK SHELL<br>SOLID SURFACE<br>TRANSACTION TOP<br> | 62-3696RSS | 98 | 39 | 42 | 93 3/4 | 3 | 389     | 108.0    | W \$ 5795<br>CV\$ 6255 |
|   | 62-3690RSS | 92 | 39 | 42 | 87 3/4 | 3 | 367     | 101.0    | W \$ 5449<br>CV\$ 5933 |
|   | 62-3684RSS | 86 | 39 | 42 | 81 3/4 | 3 | 345     | 93.0     | W \$ 5230<br>CV\$ 5678 |
|   | 62-3678RSS | 80 | 39 | 42 | 75 3/4 | 3 | 315     | 90.0     | W \$ 5005<br>CV\$ 5437 |
|   | 62-3672RSS | 74 | 39 | 42 | 69 3/4 | 3 | 301     | 77.0     | W \$ 4678<br>CV\$ 5134 |
|   | 62-3666RSS | 68 | 39 | 42 | 63 3/4 | 3 | 279     | 72.0     | W \$ 4474<br>CV\$ 4913 |
|   | 62-3660RSS | 62 | 39 | 42 | 57 3/4 | 3 | 250     | 65.0     | W \$ 4303<br>CV\$ 4673 |
|   | 62-3096RSS | 98 | 33 | 42 | 93 3/4 | 3 | 329     | 108.0    | W \$ 5564<br>CV\$ 6020 |
|   | 62-3090RSS | 92 | 33 | 42 | 87 3/4 | 3 | 311     | 101.0    | W \$ 5223<br>CV\$ 5701 |
|   | 62-3084RSS | 86 | 33 | 42 | 81 3/4 | 3 | 293     | 93.0     | W \$ 5018<br>CV\$ 5454 |
|   | 62-3078RSS | 80 | 33 | 42 | 75 3/4 | 3 | 267     | 90.0     | W \$ 4799<br>CV\$ 5219 |
|   | 62-3072RSS | 74 | 33 | 42 | 69 3/4 | 3 | 256     | 77.0     | W \$ 4493<br>CV\$ 4924 |
|   | 62-3066RSS | 68 | 33 | 42 | 63 3/4 | 3 | 237     | 72.0     | W \$ 4296<br>CV\$ 4715 |
|   | 62-3060RSS | 62 | 33 | 42 | 57 3/4 | 3 | 213     | 65.0     | W \$ 4120<br>CV\$ 4537 |

**Description**

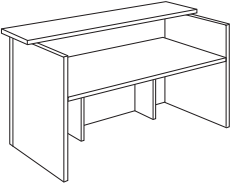
- Shell Desk with 12" Solid Surface Transaction Top
- Transaction Top Profiled on 4 Sides
- Optional Contrasting Overlay Panel for Approach Modesty, See Page 155

For ordering options, see back of Aura Identification card at the beginning of section.

For grommet options, see page 152.

For Tackboards, see page 163.

**Aura™ 6200 RECEPTION SERIES**

| Item   | Model No. | W  | D  | H  | K      | R | Ship Wt | Cubic Ft | List Price                          |
|--|-----------|----|----|----|--------|---|---------|----------|-------------------------------------|
| RECEPTION STATION DESK SHELL<br>TRANSACTION TOP<br><br> | 62-3696RS | 98 | 39 | 42 | 93 3/4 | 3 | 359     | 108.0    | W \$ 4018<br>P \$ 3983<br>CV\$ 4356 |
|  | 62-3690RS | 92 | 39 | 42 | 87 3/4 | 3 | 337     | 101.0    | W \$ 3815<br>P \$ 3772<br>CV\$ 4261 |
|  | 62-3684RS | 86 | 39 | 42 | 81 3/4 | 3 | 315     | 93.0     | W \$ 3712<br>P \$ 3663<br>CV\$ 4094 |
|  | 62-3678RS | 80 | 39 | 42 | 75 3/4 | 3 | 285     | 90.0     | W \$ 3523<br>P \$ 3518<br>CV\$ 3960 |
|  | 62-3672RS | 74 | 39 | 42 | 69 3/4 | 3 | 271     | 77.0     | W \$ 3397<br>P \$ 3350<br>CV\$ 3747 |
|  | 62-3666RS | 68 | 39 | 42 | 63 3/4 | 3 | 249     | 72.0     | W \$ 3260<br>P \$ 3194<br>CV\$ 3631 |
|  | 62-3660RS | 62 | 39 | 42 | 57 3/4 | 3 | 220     | 65.0     | W \$ 3184<br>P \$ 3124<br>CV\$ 3487 |
|  | 62-3096RS | 98 | 33 | 42 | 93 3/4 | 3 | 299     | 108.0    | W \$ 3738<br>P \$ 3694<br>CV\$ 4054 |
|  | 62-3090RS | 92 | 33 | 42 | 87 3/4 | 3 | 281     | 101.0    | W \$ 3538<br>P \$ 3490<br>CV\$ 3978 |
|  | 62-3084RS | 86 | 33 | 42 | 81 3/4 | 3 | 263     | 93.0     | W \$ 3450<br>P \$ 3397<br>CV\$ 3809 |
|  | 62-3078RS | 80 | 33 | 42 | 75 3/4 | 3 | 237     | 90.0     | W \$ 3329<br>P \$ 3263<br>CV\$ 3683 |
|  | 62-3072RS | 74 | 33 | 42 | 69 3/4 | 3 | 226     | 77.0     | W \$ 3183<br>P \$ 3139<br>CV\$ 3503 |
|  | 62-3066RS | 68 | 33 | 42 | 63 3/4 | 3 | 207     | 72.0     | W \$ 3058<br>P \$ 2987<br>CV\$ 3401 |
|  | 62-3060RS | 62 | 33 | 42 | 57 3/4 | 3 | 183     | 65.0     | W \$ 2976<br>P \$ 2914<br>CV\$ 3267 |

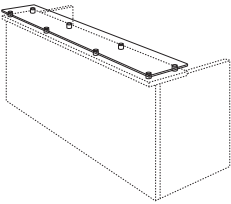
**Description**

- Shell Desk with 12" Wood Veneer or Laminate Transaction Top
- Transaction Top Profiled on 4 Sides
- Worksurface Available Only in Veneer
- Optional Contrasting Overlay Panel for Approach Modesty, See Page 155
- Optional Glass Transaction Top, See Page 155

For ordering options, see back of Aura Identification card at the beginning of section.

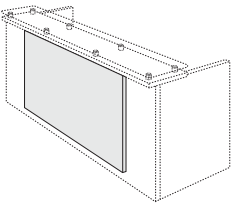
For grommet options, see page 152.

For Tackboards, see page 163.

| Item   | Model No. | W  | D  | H   | K | R | Ship Wt | Cubic Ft | List Price |
|--|-----------|----|----|-----|---|---|---------|----------|------------|
| OPTIONAL GLASS TRANSACTION<br>TOP FOR DESK SHELLS<br> | 62-96SOG  | 98 | 12 | 3/8 | - | - | -       | -        | \$ 2017    |
|  | 62-90SOG  | 92 | 12 | 3/8 | - | - | -       | -        | \$ 1983    |
|  | 62-84SOG  | 86 | 12 | 3/8 | - | - | -       | -        | \$ 1947    |
|  | 62-78SOG  | 80 | 12 | 3/8 | - | - | -       | -        | \$ 1675    |
|  | 62-72SOG  | 74 | 12 | 3/8 | - | - | -       | -        | \$ 1639    |
|  | 62-66SOG  | 68 | 12 | 3/8 | - | - | -       | -        | \$ 1605    |
|  | 62-60SOG  | 62 | 12 | 3/8 | - | - | -       | -        | \$ 1573    |

**Description**

- For Desks With Veneer or Laminate Transaction Tops
- Glass Top with 2" Silver Standoff
- Must be Field Installed
- Only Available on Bullnose, Tri-Round, Flute, Square, or Tail Edge Tops

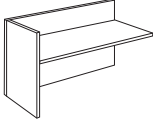
|  |         |    |   |        |   |   |   |   |        |
|--|---------|----|---|--------|---|---|---|---|--------|
| OPTIONAL MODESTY PANEL<br>OVERLAY FOR DESK SHELLS<br> | 62-OV96 | 72 | 1 | 37 1/2 | - | - | - | - | \$ 615 |
|  | 62-OV90 | 66 | 1 | 37 1/2 | - | - | - | - | \$ 581 |
|  | 62-OV84 | 60 | 1 | 37 1/2 | - | - | - | - | \$ 541 |
|  | 62-OV78 | 54 | 1 | 37 1/2 | - | - | - | - | \$ 493 |
|  | 62-OV72 | 48 | 1 | 37 1/2 | - | - | - | - | \$ 443 |
|  | 62-OV66 | 42 | 1 | 37 1/2 | - | - | - | - | \$ 405 |
|  | 62-OV60 | 36 | 1 | 37 1/2 | - | - | - | - | \$ 351 |

**Description**

- Veneer Finishes, White, or Sugar Cookie Painted Accent Panel Creates Contemporary Modern Style
- Ships Factory Installed on Corresponding Width Reception Station Desk Shells

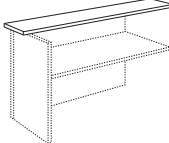
For ordering options, see back of Aura Identification card at the beginning of section.

For grommet options, see page 152.

| Item   | Model No.          | W                   | D  | H      | K      | R        | Ship Wt | Cubic Ft | List Price |                        |
|--|--------------------|---------------------|----|--------|--------|----------|---------|----------|------------|------------------------|
| RECEPTION STATION<br>RETURN SHELL<br><br> | <b>Left Return</b> | <b>Right Return</b> |    |        |        |          |         |          |            |                        |
|  | 62-2560RSLF        | 62-2560RSRF         | 60 | 25 3/8 | 40 1/2 | 58 13/16 | -       | 139      | 39.0       | W \$ 1615<br>CV\$ 1887 |
|  | 62-2554RSLF        | 62-2554RSRF         | 54 | 25 3/8 | 40 1/2 | 52 13/16 | -       | 125      | 35.0       | W \$ 1535<br>CV\$ 1808 |
|  | 62-2548RSLF        | 62-2548RSRF         | 48 | 25 3/8 | 40 1/2 | 46 13/16 | -       | 116      | 32.0       | W \$ 1413<br>CV\$ 1679 |
|  | 62-2542RSLF        | 62-2542RSRF         | 42 | 25 3/8 | 40 1/2 | 40 13/16 | -       | 102      | 30.0       | W \$ 1346<br>CV\$ 1618 |
|  | 62-2536RSLF        | 62-2536RSRF         | 36 | 25 3/8 | 40 1/2 | 34 13/16 | -       | 87       | 26.0       | W \$ 1258<br>CV\$ 1488 |

**Description**

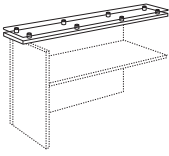
- Return Shell
- Grain Runs Front to Back on Worksurface

|   |   |    |        |        |   |    |     |                                  |                                  |  |
|---|---|----|--------|--------|---|----|-----|----------------------------------|----------------------------------|--|
| RETURN TRANSACTION TOP<br><br> | 62-1288RTP  | 88 | 12     | 1 5/32 | - | -  | 45  | 3.5                              | W \$ 934<br>P \$ 880<br>CV\$ 953 |  |
|   | For Use with 36" Desks and 60" Returns                              |    |        |        |   |    |     |                                  |                                  |  |
|   | 62-1282RTP  | 82 | 12     | 1 5/32 | - | -  | 42  | 2.9                              | W \$ 906<br>P \$ 860<br>CV\$ 938 |  |
|   | For Use with 36" Desks and 54" Returns or 30" Desks and 60" Returns |    |        |        |   |    |     |                                  |                                  |  |
|   | 62-1276RTP  | 76 | 12     | 1 5/32 | - | -  | 39  | 2.7                              | W \$ 877<br>P \$ 815<br>CV\$ 901 |  |
|   | For Use with 36" Desks and 48" Returns or 30" Desks and 54" Returns |    |        |        |   |    |     |                                  |                                  |  |
|   | 62-1270RTP  | 70 | 12     | 1 5/32 | - | -  | 36  | 2.5                              | W \$ 838<br>P \$ 777<br>CV\$ 889 |  |
| For Use with 36" Desks and 42" Returns or 30" Desks and 48" Returns   |   |    |        |        |   |    |     |                                  |                                  |  |
| 62-1264RTP  | 64  | 12 | 1 5/32 | -      | - | 33 | 2.3 | W \$ 789<br>P \$ 746<br>CV\$ 855 |                                  |  |
| For Use with 36" Desks and 36" Returns or 30" Desks and 42" Returns   |   |    |        |        |   |    |     |                                  |                                  |  |
| 62-1258RTP  | 58  | 12 | 1 5/32 | -      | - | 30 | 2.1 | W \$ 765<br>P \$ 725<br>CV\$ 841 |                                  |  |
| For Use with 30" Desks and 36" Returns  |   |    |        |        |   |    |     |                                  |                                  |  |

**Description**

- Transaction Top for Use on the Return Shell
- Profiled on 4 Sides with Reverse Shape on Joining End
- Grain Runs Front to Back on Veneer Worksurface
- Optional Glass Transaction Top Sold on Page 157

For ordering options, see back of Aura Identification card at the beginning of section.

| Item   | Model No. | W  | D  | H   | K | R | Ship Wt | Cubic Ft | List Price |
|--|-----------|----|----|-----|---|---|---------|----------|------------|
| OPTIONAL GLASS TRANSACTION TOP FOR RETURN SHELLS WITH WOOD TRANSACTION TOPS<br><br> | 62-88SOG  | 88 | 12 | 3/8 | - | - | -       | -        | \$ 1964    |
|  | 62-82SOG  | 82 | 12 | 3/8 | - | - | -       | -        | \$ 1911    |
|  | 62-76SOG  | 76 | 12 | 3/8 | - | - | -       | -        | \$ 1654    |
|  | 62-70SOG  | 70 | 12 | 3/8 | - | - | -       | -        | \$ 1617    |
|  | 62-64SOG  | 64 | 12 | 3/8 | - | - | -       | -        | \$ 1581    |
|  | 62-58SOG  | 58 | 12 | 3/8 | - | - | -       | -        | \$ 1546    |

**Description**

- Glass Top with 2" Silver Standoff
- Field Installed on Corresponding Width Return Risers
- Only Available on Bullnose, Tri-Round, Flute, Square, or Tail Edge Tops

|   |            |    |    |        |   |   |    |     |           |
|---|------------|----|----|--------|---|---|----|-----|-----------|
| COMPONENT PEDESTAL BOX/BOX/FILE<br><br> | 62-2418PD1 | 18 | 24 | 28 1/4 | - | - | 82 | 9.4 | W \$ 1679 |
|   |            |    |    |        |   |   |    |     | CV\$ 1700 |

**Description**

- Box/Box/File Legal Width Pedestal
- File Drawer Provides Legal or Letter Filing
- Locking

**Options: Specify & Add**

|        |                               |        |
|--------|-------------------------------|--------|
| WMENDS | Optional Wire Management Ends | \$ 101 |
|--------|-------------------------------|--------|

|   |            |    |    |        |   |   |    |     |           |
|---|------------|----|----|--------|---|---|----|-----|-----------|
| COMPONENT PEDESTAL FILE/FILE<br><br> | 62-2418PD2 | 18 | 24 | 28 1/4 | - | - | 82 | 9.4 | W \$ 1679 |
|   |            |    |    |        |   |   |    |     | CV\$ 1700 |

**Description**

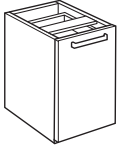
- File/File Legal Width Pedestal
- File Drawers Provide Legal or Letter Filing
- Locking

**Options: Specify & Add**

|        |                               |        |
|--------|-------------------------------|--------|
| WMENDS | Optional Wire Management Ends | \$ 101 |
|--------|-------------------------------|--------|

For ordering options, see back of Aura Identification card at the beginning of section.

| Item                                | Model No.           | W  | D  | H      | K | R | Ship Wt | Cubic Ft | List Price             |
|-------------------------------------|---------------------|----|----|--------|---|---|---------|----------|------------------------|
| COMPONENT PEDESTAL<br>DOOR BOOKCASE | <b>Hinged Left</b>  |    |    |        |   |   |         |          |                        |
|                                     | <b>Hinged Right</b> |    |    |        |   |   |         |          |                        |
|                                     | 62-2418PD4L         | 18 | 24 | 28 1/4 | - | - | 82      | 9.4      | W \$ 1537<br>CV\$ 1570 |

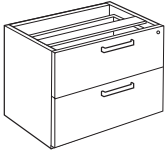

**Description**

- Adjustable 12" Shelf Behind Door
- Locking

**Options: Specify & Add**

|        |                               |        |
|--------|-------------------------------|--------|
| WMENDS | Optional Wire Management Ends | \$ 101 |
|--------|-------------------------------|--------|

|                                    |            |    |    |        |   |   |     |      |                        |
|------------------------------------|------------|----|----|--------|---|---|-----|------|------------------------|
| COMPONENT PEDESTAL<br>LATERAL FILE | 62-2436LF1 | 36 | 24 | 28 1/4 | - | - | 143 | 17.2 | W \$ 2130<br>CV\$ 2488 |
|                                    | 62-2430LF1 | 30 | 24 | 28 1/4 | - | - | 119 | 14.4 | W \$ 2098<br>CV\$ 2165 |

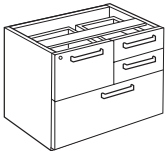

**Description**

- Two Lateral File Drawer Pedestal
- Drawers Provide Legal or Letter Filing
- Locking

**Options: Specify & Add**

|        |                               |        |
|--------|-------------------------------|--------|
| WMENDS | Optional Wire Management Ends | \$ 101 |
|--------|-------------------------------|--------|

|                                   |            |    |    |        |   |   |     |      |                        |
|-----------------------------------|------------|----|----|--------|---|---|-----|------|------------------------|
| COMPONENT PEDESTAL<br>MULTI- FILE | 62-2436MF1 | 36 | 24 | 28 1/4 | - | - | 143 | 17.2 | W \$ 2623<br>CV\$ 2737 |
|                                   | 62-2430MF1 | 30 | 24 | 28 1/4 | - | - | 119 | 14.4 | W \$ 2585<br>CV\$ 2663 |


**Description**

- Box/Box/File Over Lateral File Pedestal
- File Drawers Provide Legal or Letter Filing
- Locking File Drawers

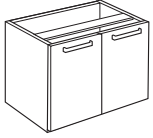
**Options: Specify & Add**

|        |                               |        |
|--------|-------------------------------|--------|
| WMENDS | Optional Wire Management Ends | \$ 101 |
|--------|-------------------------------|--------|

For ordering options, see back of Aura Identification card at the beginning of section.



| Item                                       | Model No. | W  | D  | H      | K | R | Ship Wt | Cubic Ft | List Price             |
|--|-----------|----|----|--------|---|---|---------|----------|------------------------|
| COMPONENT PEDESTAL<br>DOUBLE DOOR BOOKCASE | 62-2436DB | 36 | 24 | 28 1/4 | - | - | 145     | 17.2     | W \$ 1941<br>CV\$ 2070 |
|  | 62-2430DB | 30 | 24 | 28 1/4 | - | - | 105     | 14.4     | W \$ 1868<br>CV\$ 1958 |

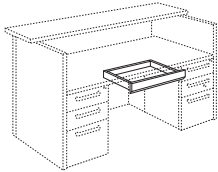

**Description**

- Adjustable 12" Shelf Behind Doors
- Optional Locking

**Options: Specify & Add**

|        |                               |    |     |
|--------|-------------------------------|----|-----|
| LKT    | Optional Locking              | \$ | 43  |
| WMENDS | Optional Wire Management Ends | \$ | 101 |

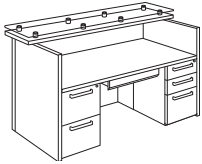
|               |           |    |    |       |   |   |   |     |        |
|---------------|-----------|----|----|-------|---|---|---|-----|--------|
| CENTER DRAWER | 62-1622CD | 22 | 16 | 2 3/4 | - | - | 7 | 1.4 | \$ 209 |
|---------------|-----------|----|----|-------|---|---|---|-----|--------|


**Description**

- Attaches Under Worksurfaces
- Built in Pen Tray
- Field Installed Only
- Not Available in Composite Veneers

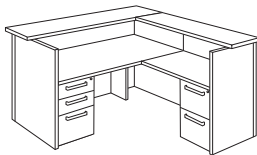
For ordering options, see back of Aura Identification card at the beginning of section.

| Item                              | Model No. | W  | D  | H  | K | R | Ship Wt | Cubic Ft | List Price                          |
|-----------------------------------|-----------|----|----|----|---|---|---------|----------|-------------------------------------|
| RECEPTION DESK<br>DOUBLE PEDESTAL | 62-1      | 74 | 39 | 42 | - | - | 472     | 97.2     | W \$ 8603<br>P \$ 8556<br>CV\$ 8995 |



| <b>Consists of:</b> | <b>Qty</b> |                                   |                                     |  |
|---------------------|------------|-----------------------------------|-------------------------------------|--|
| 62-3672RS           | 1          | • Reception Station Shell         | W \$ 3397<br>P \$ 3350<br>CV\$ 3747 |  |
| 62-72SOG            | 1          | • Optional Glass Top              | \$ 1639                             |  |
| 62-2418PD1          | 1          | • Component Pedestal Box/Box/File | W \$ 1679<br>CV\$ 1700              |  |
| 62-2418PD2          | 1          | • Component Pedestal File/File    | W \$ 1679<br>CV\$ 1700              |  |
| 62-1622CD           | 1          | • Center Drawer                   | \$ 209                              |  |

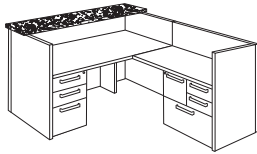
|                              |      |    |    |    |   |   |     |       |                                     |
|------------------------------|------|----|----|----|---|---|-----|-------|-------------------------------------|
| RECEPTION STATION<br>L-GROUP | 62-2 | 80 | 82 | 42 | - | - | 587 | 141.3 | W \$ 9065<br>P \$ 8999<br>CV\$ 9867 |
|------------------------------|------|----|----|----|---|---|-----|-------|-------------------------------------|



| <b>Consists of:</b> | <b>Qty</b> |                                   |                                     |  |
|---------------------|------------|-----------------------------------|-------------------------------------|--|
| 62-3678RS           | 1          | • Reception Station Shell         | W \$ 3523<br>P \$ 3518<br>CV\$ 3960 |  |
| 62-2418PD1          | 1          | • Component Pedestal Box/Box/File | W \$ 1679<br>CV\$ 1700              |  |
| 62-2542RSRF         | 1          | • Reception Station Return Shell  | W \$ 1346<br>CV\$ 1618              |  |
| 62-1270RTP          | 1          | • Return Shell Transaction Top    | W \$ 838<br>P \$ 777<br>CV\$ 889    |  |
| 62-2418PD2          | 1          | • Component Pedestal File/File    | W \$ 1679<br>CV\$ 1700              |  |

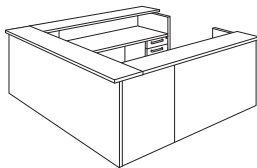
For ordering options, see back of Aura Identification card at the beginning of section.

| Item                         | Model No. | W  | D   | H  | K | R | Ship Wt | Cubic Ft | List Price               |
|------------------------------|-----------|----|-----|----|---|---|---------|----------|--------------------------|
| RECEPTION STATION<br>L-GROUP | 62-3      | 74 | 100 | 42 | - | - | 665     | 142.6    | W \$ 10595<br>CV\$ 11458 |



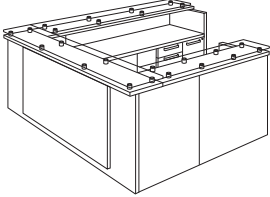
| <b>Consists of:</b> | <b>Qty</b> |   |                        |
|---------------------|------------|---|------------------------|
| 62-3672RSS          | 1          | • Reception Station Shell Solid Surface Top | W \$ 4678<br>CV\$ 5134 |
| 62-2418PD1          | 1          | • Component Pedestal Box/Box/File           | W \$ 1679<br>CV\$ 1700 |
| 62-2560RSRF         | 1          | • Reception Station Return Shell            | W \$ 1615<br>CV\$ 1887 |
| 62-2436MF1          | 1          | • Component Pedestal Multi-File             | W \$ 2623<br>CV\$ 2737 |

|                              |      |    |    |    |   |   |     |       |  |
|------------------------------|------|----|----|----|---|---|-----|-------|--|
| RECEPTION STATION<br>U-GROUP | 62-4 | 86 | 88 | 42 | - | - | 755 | 187.2 | W \$ 11632<br>P \$ 11455<br>CV\$ 12627 |
|------------------------------|------|----|----|----|---|---|-----|-------|--|



| <b>Consists of:</b> | <b>Qty</b> |  |                                     |
|---------------------|------------|--|-------------------------------------|
| 62-3084RS           | 1          | • Reception Station Shell              | W \$ 3450<br>P \$ 3397<br>CV\$ 3809 |
| 62-2554RSLF         | 1          | • Reception Station Left Return Shell  | W \$ 1535<br>CV\$ 1808              |
| 62-2554RSRF         | 1          | • Reception Station Right Return Shell | W \$ 1535<br>CV\$ 1808              |
| 62-1276RTP          | 2          | • Transaction Riser for Return Shell   | W \$ 1754<br>P \$ 1630<br>CV\$ 1802 |
| 62-2418PD1          | 1          | • Component Pedestal Box/Box/File      | W \$ 1679<br>CV\$ 1700              |
| 62-2418PD2          | 1          | • Component Pedestal File/File         | W \$ 1679<br>CV\$ 1700              |

For ordering options, see back of Aura Identification card at the beginning of section.

| Item  | Model No.           | W          | D                                      | H  | K | R | Ship Wt | Cubic Ft | List Price                             |                                     |
|---|---------------------|------------|--|----|---|---|---------|----------|--|-------------------------------------|
| RECEPTION STATION<br>J-GROUP  | 62-5                | 86         | 94                                     | 42 | - | - | 804     | 193.8    | W \$ 18388<br>P \$ 18246<br>CV\$ 19524 |                                     |
|  | <b>Consists of:</b> | <b>Qty</b> |  |    |   |   |         |          |  |                                     |
|   | 62-3084RS           | 1          | • Reception Station Shell              |    |   |   |         |          |  | W \$ 3450<br>P \$ 3397<br>CV\$ 3809 |
|   | 62-84SOG            | 1          | • Optional Glass Top                   |    |   |   |         |          |  | \$ 1947                             |
|   | 62-2542RSLF         | 1          | • Reception Station Left Return Shell  |    |   |   |         |          |  | W \$ 1346<br>CV\$ 1618              |
|   | 62-2560RSRF         | 1          | • Reception Station Right Return Shell |    |   |   |         |          |  | W \$ 1615<br>CV\$ 1887              |
|   | 62-2418PD1          | 1          | • Component Pedestal Box/Box/File      |    |   |   |         |          |  | W \$ 1679<br>CV\$ 1700              |
|   | 62-2436MF1          | 1          | • Component Pedestal Multi-File        |    |   |   |         |          |  | W \$ 2623<br>CV\$ 2737              |
|   | 62-1264RTP          | 1          | • Transaction Riser for Return Shell   |    |   |   |         |          |  | W \$ 789<br>P \$ 746<br>CV\$ 855    |
|   | 62-64SOG            | 1          | • Optional Glass Top                   |    |   |   |         |          |  | \$ 1581                             |
|   | 62-1282RTP          | 1          | • Transaction Riser for Return Shell   |    |   |   |         |          |  | W \$ 906<br>P \$ 860<br>CV\$ 938    |
|   | 62-82SOG            | 1          | • Optional Glass Top                   |    |   |   |         |          |  | \$ 1911                             |
|   | 62-OV84             | 1          | • Modesty Panel Overlay                |    |   |   |         |          |  | \$ 541                              |

For ordering options, see back of Aura Identification card at the beginning of section.

## TACKBOARDS: RECEPTION DESK SHELL ONLY - 9" TALL

| Size | Model # | COM ydg | COM,<br>Grade<br>1, 2 or 3<br>List Price | Grade<br>4<br>List Price | Grade<br>5<br>List Price | Grade<br>6<br>List Price | Grade<br>7<br>List Price | Grade<br>8<br>List Price | Grade<br>9<br>List Price | Grade<br>10<br>List Price |
|------|---------|---------|--|--------------------------|--------------------------|--------------------------|--------------------------|--------------------------|--------------------------|---------------------------|
| 60"  | TB-6260 | 1.75    | \$ 137                                   | \$ 295                   | \$ 367                   | \$ 447                   | \$ 551                   | \$ 663                   | \$ 796                   | \$ 947                    |
| 66"  | TB-6266 | 2.00    | \$ 147                                   | \$ 328                   | \$ 411                   | \$ 501                   | \$ 620                   | \$ 748                   | \$ 900                   | \$ 1073                   |
| 72"  | TB-6272 | 2.25    | \$ 161                                   | \$ 364                   | \$ 457                   | \$ 559                   | \$ 693                   | \$ 837                   | \$ 1008                  | \$ 1202                   |
| 78"  | TB-6278 | 2.50    | \$ 196                                   | \$ 422                   | \$ 525                   | \$ 638                   | \$ 787                   | \$ 947                   | \$ 1137                  | \$ 1353                   |
| 84"  | TB-6284 | 2.50    | \$ 200                                   | \$ 426                   | \$ 529                   | \$ 642                   | \$ 791                   | \$ 951                   | \$ 1141                  | \$ 1357                   |
| 90"  | TB-6290 | 2.75    | \$ 211                                   | \$ 460                   | \$ 573                   | \$ 698                   | \$ 862                   | \$ 1037                  | \$ 1247                  | \$ 1484                   |
| 96"  | TB-6296 | 3.00    | \$ 221                                   | \$ 493                   | \$ 616                   | \$ 752                   | \$ 931                   | \$ 1123                  | \$ 1351                  | \$ 1610                   |









# Cameo<sup>TM</sup>

## Reception Collection

### How to Order

| MODEL NO. | DESCRIPTION                |
|-----------|----------------------------|
| 61-3672RS | Finish PW<br>Top Surface W |

All options must be labeled and specified.



### Specifications

#### veneer

Exposed surfaces feature select grade sliced hardwood veneers in American Black Walnut. Veneers are carefully selected and matched to assure proper balance and consistency.

#### tops

Work surface tops are 3-ply balanced construction and 1½" thick with a self-edge. Transaction tops 1½" thick and 5-ply balanced construction in veneer or 3-ply balanced construction in laminate. Transaction tops have solid hardwood rims and are profiled on all sides with mitered corners. Grain runs left to right unless otherwise stated.

#### chassis construction

Tops and end panels are securely fastened using high quality European fastening systems to assure maximum strength. All units are equipped with heavy-duty, adjustable leveling glides to ensure proper leveling and compensation for uneven floors. All units have finished backs unless noted. All pedestals have wire management access from pedestal to kneespace. Decorative moldings are hand applied.

#### drawers

All drawer fronts are standard with elegant veneer faces. Fronts are 3-ply construction ¾" thick and vertically matched in sets. Drawer interiors are constructed with wood grain vinyl wrapped sides, ½" thick. Box and file drawers have ⅛" thick hardboard bottoms. Lateral file drawers feature ¼" thick bottoms for storage applications. 5-Sided drawer construction allows for easy removal of drawer fronts.

#### drawer suspensions

All drawers feature full extension, progressive action slides with precision steel ball bearings. Box and file drawers are tested for 100 lb capacity. Lateral files are tested for 150 lb capacity. All suspensions have a limited life-time warranty.

#### filing hardware

All file drawers are standard with filing systems designed to accommodate a variety of filing requirements. Modular component pedestals provide letter filing front to back and legal filing side to side. Lateral file drawers provide legal or letter filing front to back or side to side.

#### locking

All units with file drawers feature locking. All pedestals come with standard or optional locking. Locks are black. Removable lock cylinders allow units to be re-keyed at a later date if required. Units are shipped randomly keyed as standard.

#### finish

Cameo Reception features Ultra-Violet matte finish on all exposed surfaces by utilizing roll-coat UV technology. Our durable UVAdvantage® finish makes surfaces less likely to be damaged by abrasions, scratches, water, alcohol, stains, and common chemicals. Our UVAdvantage® finish magnifies the beauty of our wood finishes and reduces the darkening, aging, and yellowing process of wood furniture that naturally occurs over time. Once cured by UV lighting, our UVAdvantage® finish does not emit irritable toxins, formaldehyde, or solvents into the air creating a safe work environment within new furniture installations. This process has allowed us to achieve third party certification for Indoor Air Quality. Additionally our UVAdvantage® finish greatly reduces hazardous air pollutants which contribute to smog formation, and our UVAdvantage® finish is recaptured over and over again reducing waste materials. Automated production technology eliminates exposure to sprayed chemicals in our factories. High gloss UVAdvantage® finish available on request.




Classic Charm

---

# Finish Options

**WOOD VENEER (W) OR LAMINATE (P) TOPS – MUST SPECIFY**



Legacy Walnut  
LW



Harvest Walnut  
HW



Mahogany on Walnut  
**MW**



Presidential Walnut  
PW




Espresso Walnut  
EW



Artisan Walnut  
AW



Columbian Walnut  
CO




Traditional Mahogany  
TM

Available in High Pressure Laminate Tops. **(P)**

---


# Edge Options



Jefferson  
C2

---

# Pull Options



Jefferson  
JEF



Liberty  
ALB

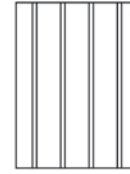
## COORDINATING PRODUCTS

Cameo Reception offers options to coordinate with Jefferson, Wilmington, and Arlington Casegoods and Cameo Conference.


**INTERIOR DRAWER DIMENSIONS**

## CAMEO 6100 INTERIOR DRAWER DIMENSIONS

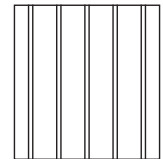
| Item       | Drawers  | W                                | L                               | D                             |
|------------|----------|----------------------------------|---------------------------------|-------------------------------|
| 61-2418PD1 | Box      | 14 <sup>9</sup> / <sub>32</sub>  | 15 <sup>1</sup> / <sub>8</sub>  | 3 <sup>1</sup> / <sub>2</sub> |
|            | File     | 14 <sup>9</sup> / <sub>32</sub>  | 15 <sup>1</sup> / <sub>8</sub>  | 9 <sup>1</sup> / <sub>4</sub> |
| 61-2418PD2 | File     | 14 <sup>9</sup> / <sub>32</sub>  | 15 <sup>1</sup> / <sub>8</sub>  | 9 <sup>1</sup> / <sub>4</sub> |
| 61-2436LF1 | Lat File | 32 <sup>9</sup> / <sub>32</sub>  | 15 <sup>1</sup> / <sub>16</sub> | 9 <sup>1</sup> / <sub>4</sub> |
| 61-2430LF1 | Lat File | 26 <sup>9</sup> / <sub>32</sub>  | 15 <sup>1</sup> / <sub>16</sub> | 9 <sup>1</sup> / <sub>4</sub> |
| 61-2436MF1 | Box      | 14 <sup>9</sup> / <sub>32</sub>  | 15 <sup>1</sup> / <sub>8</sub>  | 3 <sup>1</sup> / <sub>2</sub> |
|            | File     | 14 <sup>9</sup> / <sub>32</sub>  | 15 <sup>1</sup> / <sub>8</sub>  | 9 <sup>1</sup> / <sub>4</sub> |
|            | Lat File | 32 <sup>9</sup> / <sub>32</sub>  | 15 <sup>1</sup> / <sub>16</sub> | 9 <sup>1</sup> / <sub>4</sub> |
| 61-2430MF1 | Box      | 11 <sup>23</sup> / <sub>32</sub> | 16 <sup>3</sup> / <sub>16</sub> | 3 <sup>1</sup> / <sub>2</sub> |
|            | File     | 11 <sup>23</sup> / <sub>32</sub> | 16 <sup>3</sup> / <sub>16</sub> | 9 <sup>1</sup> / <sub>4</sub> |
|            | Lat File | 26 <sup>9</sup> / <sub>32</sub>  | 15 <sup>1</sup> / <sub>16</sub> | 9 <sup>1</sup> / <sub>4</sub> |
| 61-1622CD  | Center   | 19                               | 15                              | 1 <sup>1</sup> / <sub>8</sub> |

**FILING CAPABILITIES**
 $11 \frac{23}{32} \times 16 \frac{3}{16}$ 


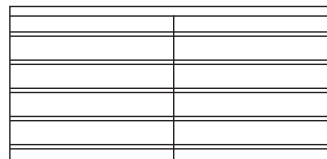
Letter/Legal Side to Side

 $14 \frac{9}{32} \times 15 \frac{1}{8}$ 


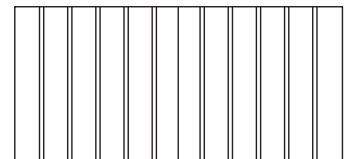
Letter Front to Back



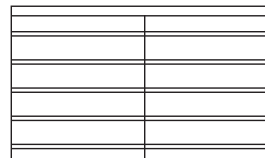
Legal Side to Side

 $32 \frac{9}{32} \times 15 \frac{1}{16}$ 



2 Rows Letter Front to Back



1 Row Legal Side to Side

 $26 \frac{9}{32} \times 15 \frac{1}{16}$ 


2 Rows Letter Front to Back



1 Row Legal Side to Side

**GROMMET LOCATIONS**

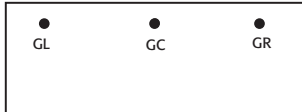
Add upcharge of \$48 list for each grommet.

Specify grommet locations.

- GL - Grommet Left
- GC - Grommet Center
- GR - Grommet Right

**Example:** 61-3672RS-GL (Grommet Left)

Grommets may be ordered in non-standard locations.  
 Please attach a drawing to the purchase order showing the location of the grommet.



- 61-3696RS
- 61-3690RS
- 61-3684RS
- 61-3678RS
- 61-3672RS
- 61-3666RS
- 61-3660RS

GL/GR - 6" from ends, 32 <sup>3</sup>/<sub>8</sub>" from user side.  
 GC - 32 <sup>3</sup>/<sub>8</sub>" from user side.



- 61-3096RS
- 61-3090RS
- 61-3084RS
- 61-3078RS
- 61-3072RS
- 61-3066RS
- 61-3060RS

GL/GR - 6" from ends, 26 <sup>3</sup>/<sub>8</sub>" from user side.  
 GC - 26 <sup>3</sup>/<sub>8</sub>" from user side.

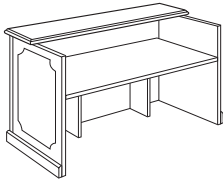


- 61-2560RSLF/RSRF
- 61-2554RSLF/RSRF
- 61-2548RSLF/RSRF
- 61-2442RSLF/RSRF
- 61-2436RSLF/RSRF

GL/GR - 6" from ends, 20" from user side.  
 GC - 20" from user side.

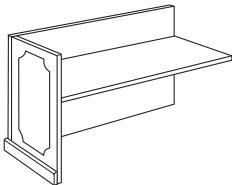
**CAMEO™ 6100 RECEPTION SERIES**

| Item  | Model No. | W  | D  | H  | K      | R | Ship Wt | Cubic Ft | List Price             |
|---|-----------|----|----|----|--------|---|---------|----------|------------------------|
| RECEPTION STATION DESK SHELL<br>TRANSACTION TOP | 61-3696RS | 98 | 38 | 42 | 93 3/4 | 3 | 359     | 108.0    | W \$ 4511<br>P \$ 4396 |
|   | 61-3690RS | 92 | 38 | 42 | 87 3/4 | 3 | 337     | 101.0    | W \$ 4287<br>P \$ 4233 |
|   | 61-3684RS | 86 | 38 | 42 | 81 3/4 | 3 | 315     | 93.0     | W \$ 4106<br>P \$ 4054 |
|   | 61-3678RS | 80 | 38 | 42 | 75 3/4 | 3 | 285     | 90.0     | W \$ 3924<br>P \$ 3918 |
|   | 61-3672RS | 74 | 38 | 42 | 69 3/4 | 3 | 271     | 77.0     | W \$ 3818<br>P \$ 3679 |
|   | 61-3666RS | 68 | 38 | 42 | 63 3/4 | 3 | 249     | 72.0     | W \$ 3642<br>P \$ 3556 |
|   | 61-3660RS | 62 | 38 | 42 | 57 3/4 | 3 | 220     | 65.0     | W \$ 3540<br>P \$ 3448 |
|   | 61-3096RS | 98 | 32 | 42 | 93 3/4 | 3 | 299     | 108.0    | W \$ 4074<br>P \$ 3981 |
|   | 61-3090RS | 92 | 32 | 42 | 87 3/4 | 3 | 281     | 101.0    | W \$ 3965<br>P \$ 3903 |
|   | 61-3084RS | 86 | 32 | 42 | 81 3/4 | 3 | 263     | 93.0     | W \$ 3802<br>P \$ 3746 |
|   | 61-3078RS | 80 | 32 | 42 | 75 3/4 | 3 | 237     | 90.0     | W \$ 3685<br>P \$ 3620 |
|   | 61-3072RS | 74 | 32 | 42 | 69 3/4 | 3 | 226     | 77.0     | W \$ 3567<br>P \$ 3422 |
|   | 61-3066RS | 68 | 32 | 42 | 63 3/4 | 3 | 207     | 72.0     | W \$ 3390<br>P \$ 3298 |
|   | 61-3060RS | 62 | 32 | 42 | 57 3/4 | 3 | 183     | 65.0     | W \$ 3295<br>P \$ 3195 |


**Description**

- Shell Desk with 12" Wood Veneer or Laminate Transaction Top
- Transaction Top Profiled on 4 Sides
- Work Surface Available Only in Veneer

| RECEPTION STATION<br>RETURN SHELL | Left Return | Right Return | W      | D        | H      | K        | R | Ship Wt | Cubic Ft | List Price |
|-----------------------------------|-------------|--------------|--------|----------|--------|----------|---|---------|----------|------------|
|                                   | 61-2560RSLF | 61-2560RSRF  | 60 1/2 | 25 15/16 | 40 1/2 | 58 13/16 | - | 139     | 39.0     | W \$ 1783  |
|                                   | 61-2554RSLF | 61-2554RSRF  | 54 1/2 | 25 15/16 | 40 1/2 | 52 13/16 | - | 125     | 35.0     | W \$ 1696  |
|                                   | 61-2548RSLF | 61-2548RSRF  | 48 1/2 | 25 15/16 | 40 1/2 | 46 13/16 | - | 116     | 32.0     | W \$ 1590  |
|                                   | 61-2542RSLF | 61-2542RSRF  | 42 1/2 | 25 15/16 | 40 1/2 | 40 13/16 | - | 102     | 30.0     | W \$ 1529  |
|                                   | 61-2536RSLF | 61-2536RSRF  | 36 1/2 | 25 15/16 | 40 1/2 | 34 13/16 | - | 87      | 26.0     | W \$ 1433  |


**Description**

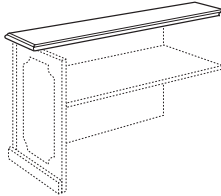
- Return Shell
- Grain Runs Front to Back on Worksurface

For ordering options, see back of Cameo Identification card at the beginning of section.

For grommet options, see page 170.

For Tackboards, see page 177.

**CAMEO™ 6100 RECEPTION SERIES**

| Item   | Model No.   | W  | D  | H      | K | R | Ship Wt | Cubic Ft | List Price           |
|--|---|----|----|--------|---|---|---------|----------|----------------------|
|  RETURN TRANSACTION TOP | 61-1288RTP<br>For Use with 36" Desks and 60" Returns                              | 88 | 12 | 1 5/32 | - | - | 45      | 3.5      | W \$ 943<br>P \$ 842 |
|  | 61-1282RTP<br>For Use with 36" Desks and 54" Returns or 30" Desks and 60" Returns | 82 | 12 | 1 5/32 | - | - | 42      | 2.9      | W \$ 929<br>P \$ 823 |
|  | 61-1276RTP<br>For Use with 36" Desks and 48" Returns or 30" Desks and 54" Returns | 76 | 12 | 1 5/32 | - | - | 39      | 2.7      | W \$ 900<br>P \$ 788 |
|  | 61-1270RTP<br>For Use with 36" Desks and 42" Returns or 30" Desks and 48" Returns | 70 | 12 | 1 5/32 | - | - | 36      | 2.5      | W \$ 883<br>P \$ 755 |
|  | 61-1264RTP<br>For Use with 36" Desks and 36" Returns or 30" Desks and 42" Returns | 64 | 12 | 1 5/32 | - | - | 33      | 2.3      | W \$ 845<br>P \$ 730 |
|  | 61-1258RTP<br>For Use with 30" Desks and 36" Returns                              | 58 | 12 | 1 5/32 | - | - | 30      | 2.1      | W \$ 830<br>P \$ 709 |

**Description**

- Transaction Top for Use on the Return Shell
- Profiled on 4 Sides with Reverse Shape on Joining End
- Grain Runs Front to Back on Veneer Worksurfaces

|                                    |            |    |    |        |   |   |    |     |           |
|------------------------------------|------------|----|----|--------|---|---|----|-----|-----------|
| COMPONENT PEDESTAL<br>BOX/BOX/FILE | 61-2418PD1 | 18 | 24 | 28 1/4 | - | - | 82 | 9.4 | W \$ 1666 |
|------------------------------------|------------|----|----|--------|---|---|----|-----|-----------|


**Description**

- Box/Box/File Legal Width Pedestal
- File Drawer Provides Legal or Letter Filing
- Locking

**Options: Specify & Add**

|        |                               |        |
|--------|-------------------------------|--------|
| WMENDS | Optional Wire Management Ends | \$ 101 |
|--------|-------------------------------|--------|

|                                 |            |    |    |        |   |   |    |     |           |
|---------------------------------|------------|----|----|--------|---|---|----|-----|-----------|
| COMPONENT PEDESTAL<br>FILE/FILE | 61-2418PD2 | 18 | 24 | 28 1/4 | - | - | 82 | 9.4 | W \$ 1666 |
|---------------------------------|------------|----|----|--------|---|---|----|-----|-----------|


**Description**

- File/File Legal Width Pedestal
- File Drawers Provide Legal or Letter Filing
- Locking


**Options: Specify & Add**

|        |                               |        |
|--------|-------------------------------|--------|
| WMENDS | Optional Wire Management Ends | \$ 101 |
|--------|-------------------------------|--------|

For ordering options, see back of Cameo Identification card at the beginning of section.

For grommet options, see page 170.

| Item                                | Model No.           | W  | D  | H      | K | R | Ship Wt | Cubic Ft | List Price |
|-------------------------------------|---------------------|----|----|--------|---|---|---------|----------|------------|
| COMPONENT PEDESTAL<br>DOOR BOOKCASE | <b>Hinged Left</b>  |    |    |        |   |   |         |          |            |
|                                     | <b>Hinged Right</b> |    |    |        |   |   |         |          |            |
|                                     | 61-2418PD4L         | 18 | 24 | 28 1/4 | - | - | 82      | 9.4      | \$ 1501    |



**Description**

- Adjustable 12" Shelf Behind Door
- Locking

**Options: Specify & Add**

|        |                               |    |     |
|--------|-------------------------------|----|-----|
| WMENDS | Optional Wire Management Ends | \$ | 101 |
|--------|-------------------------------|----|-----|

|                                    |            |    |    |        |   |   |     |      |         |
|------------------------------------|------------|----|----|--------|---|---|-----|------|---------|
| COMPONENT PEDESTAL<br>LATERAL FILE | 61-2436LF1 | 36 | 24 | 28 1/4 | - | - | 143 | 17.2 | \$ 2108 |
|                                    | 61-2430LF1 | 30 | 24 | 28 1/4 | - | - | 119 | 14.4 | \$ 2075 |



**Description**

- Two Lateral File Drawer Pedestal
- Drawers Provide Legal or Letter Filing
- Locking

**Options: Specify & Add**

|        |                               |    |     |
|--------|-------------------------------|----|-----|
| WMENDS | Optional Wire Management Ends | \$ | 101 |
|--------|-------------------------------|----|-----|

|                                   |            |    |    |        |   |   |     |      |         |
|-----------------------------------|------------|----|----|--------|---|---|-----|------|---------|
| COMPONENT PEDESTAL<br>MULTI- FILE | 61-2436MF1 | 36 | 24 | 28 1/4 | - | - | 143 | 17.2 | \$ 2612 |
|                                   | 61-2430MF1 | 30 | 24 | 28 1/4 | - | - | 119 | 14.4 | \$ 2566 |


**Description**

- Box/Box/File Over Lateral File Pedestal
- File Drawers Provide Legal or Letter Filing
- Locking File Drawers

**Options: Specify & Add**


|        |                               |    |     |
|--------|-------------------------------|----|-----|
| WMENDS | Optional Wire Management Ends | \$ | 101 |
|--------|-------------------------------|----|-----|

For ordering options, see back of Cameo Identification card at the beginning of section.

For grommet options, see page 170.

**CAMEO™ 6100 RECEPTION SERIES**

| Item                                       | Model No. | W  | D  | H      | K | R | Ship Wt | Cubic Ft | List Price |
|--|-----------|----|----|--------|---|---|---------|----------|------------|
| COMPONENT PEDESTAL<br>DOUBLE DOOR BOOKCASE | 61-2436DB | 36 | 24 | 28 1/4 | - | - | 145     | 17.2     | \$ 1918    |
|  | 61-2430DB | 30 | 24 | 28 1/4 | - | - | 105     | 14.4     | \$ 1838    |

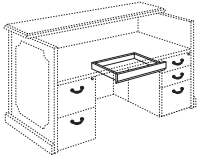

**Description**

- Adjustable 12" Shelf Behind Doors
- Optional Locking

**Options: Specify & Add**

|        |                               |    |     |
|--------|-------------------------------|----|-----|
| LKT    | Optional Locking              | \$ | 43  |
| WMENDS | Optional Wire Management Ends | \$ | 101 |

|               |           |    |    |       |   |   |   |     |        |
|---------------|-----------|----|----|-------|---|---|---|-----|--------|
| CENTER DRAWER | 61-1622CD | 22 | 16 | 2 3/4 | - | - | 7 | 1.4 | \$ 209 |
|---------------|-----------|----|----|-------|---|---|---|-----|--------|

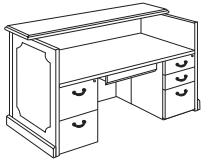

**Description**

- Attaches Under Worksurfaces
- Built in Pen Tray
- Field Installed Only

For ordering options, see back of Cameo Identification card at the beginning of section.




| Item                              | Model No. | W  | D  | H  | K | R | Ship Wt | Cubic Ft | List Price             |
|-----------------------------------|-----------|----|----|----|---|---|---------|----------|------------------------|
| RECEPTION DESK<br>DOUBLE PEDESTAL | 61-1      | 74 | 39 | 42 | - | - | 442     | 97.2     | W \$ 7359<br>P \$ 7220 |


**Consists of:**
**Qty**

|            |   |                                   |                        |
|------------|---|-----------------------------------|------------------------|
| 61-3672RS  | 1 | • Reception Station Shell         | W \$ 3818<br>P \$ 3679 |
| 61-1622CD  | 1 | • Center Drawer                   | W \$ 209               |
| 61-2418PD1 | 1 | • Component Pedestal Box/Box/File | W \$ 1666              |
| 61-2418PD2 | 1 | • Component Pedestal File/File    | W \$ 1666              |

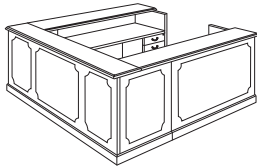
|                              |      |    |    |    |   |   |     |       |                        |
|------------------------------|------|----|----|----|---|---|-----|-------|------------------------|
| RECEPTION STATION<br>L-GROUP | 61-2 | 74 | 82 | 42 | - | - | 590 | 130.5 | W \$ 9640<br>P \$ 9389 |
|------------------------------|------|----|----|----|---|---|-----|-------|------------------------|


**Consists of:**
**Qty**

|             |   |  |                        |
|-------------|---|--|------------------------|
| 61-3672RS   | 1 | • Reception Station Shell              | W \$ 3818<br>P \$ 3679 |
| 61-2548RSRF | 1 | • Reception Station Right Return Shell | W \$ 1590              |
| 61-1276RTP  | 1 | • Transaction Riser for Return Shell   | W \$ 900<br>P \$ 788   |
| 61-2418PD2  | 2 | • Component Pedestal File/File         | W \$ 3332              |

For ordering options, see back of Cameo Identification card at the beginning of section.

| Item                         | Model No. | W  | D  | H  | K | R | Ship Wt | Cubic Ft | List Price               |
|------------------------------|-----------|----|----|----|---|---|---------|----------|--------------------------|
| RECEPTION STATION<br>U-GROUP | 61-3      | 86 | 88 | 42 | - | - | 796     | 182.6    | W \$ 12627<br>P \$ 12351 |


**Consists of:**
**Qty**

|             |   |  |                        |
|-------------|---|--|------------------------|
| 61-3684RS   | 1 | • Reception Station Shell              | W \$ 4106<br>P \$ 4054 |
| 61-2548RSLF | 1 | • Reception Station Left Return Shell  | W \$ 1590              |
| 61-2548RSRF | 1 | • Reception Station Right Return Shell | W \$ 1590              |
| 61-1276RTP  | 2 | • Transaction Riser for Return Shell   | W \$ 1800<br>P \$ 1576 |
| 61-2418PD1  | 1 | • Component Pedestal Box/Box/File      | W \$ 1666              |
| 61-2418PD2  | 1 | • Component Pedestal File/File         | W \$ 1666              |
| 61-1622CD   | 1 | • Center Drawer                        | W \$ 209               |

For ordering options, see back of Cameo Identification card at the beginning of section.

## TACKBOARDS: RECEPTION DESK SHELL ONLY - 9" TALL

| Size | Model # | COM ydg | COM,<br>Grade<br>1, 2 or 3<br>List Price | Grade<br>4<br>List Price | Grade<br>5<br>List Price | Grade<br>6<br>List Price | Grade<br>7<br>List Price | Grade<br>8<br>List Price | Grade<br>9<br>List Price | Grade<br>10<br>List Price |
|------|---------|---------|--|--------------------------|--------------------------|--------------------------|--------------------------|--------------------------|--------------------------|---------------------------|
| 60"  | TB-6160 | 1.75    | \$ 137                                   | \$ 295                   | \$ 367                   | \$ 447                   | \$ 551                   | \$ 663                   | \$ 796                   | \$ 947                    |
| 66"  | TB-6166 | 2.00    | \$ 147                                   | \$ 328                   | \$ 411                   | \$ 501                   | \$ 620                   | \$ 748                   | \$ 900                   | \$ 1073                   |
| 72"  | TB-6172 | 2.25    | \$ 161                                   | \$ 364                   | \$ 457                   | \$ 559                   | \$ 693                   | \$ 837                   | \$ 1008                  | \$ 1202                   |
| 78"  | TB-6178 | 2.50    | \$ 196                                   | \$ 422                   | \$ 525                   | \$ 638                   | \$ 787                   | \$ 947                   | \$ 1137                  | \$ 1353                   |
| 84"  | TB-6184 | 2.50    | \$ 200                                   | \$ 426                   | \$ 529                   | \$ 642                   | \$ 791                   | \$ 951                   | \$ 1141                  | \$ 1357                   |
| 90"  | TB-6190 | 2.75    | \$ 211                                   | \$ 460                   | \$ 573                   | \$ 698                   | \$ 862                   | \$ 1037                  | \$ 1247                  | \$ 1484                   |
| 96"  | TB-6196 | 3.00    | \$ 221                                   | \$ 493                   | \$ 616                   | \$ 752                   | \$ 931                   | \$ 1123                  | \$ 1351                  | \$ 1610                   |









**Indiana<sup>®</sup>**  
FURNITURE

1224 Mill Street  
PO Box 270  
Jasper, Indiana 47547-0270  
Tel 812.482.5727  
Tol 800.422.5727  
Fax 812.482.9035  
sales@indianafurniture.com

[www.indianafurniture.com](http://www.indianafurniture.com)



Federal Classification: Small Business